



Statement of Accounts

Bridgend County Borough Council • 2021-22



**Bridgend County Borough Council
Civic Offices
Angel Street
BRIDGEND
CF31 4WB
(01656) 643643**

Contents

Narrative Report.....	4
The Statement of Responsibilities for the Statement of Accounts.....	14
Financial Statements	15
Comprehensive Income and Expenditure Statement	16
Movement in Reserves Statement	18
Balance Sheet.....	19
Cash Flow Statement.....	20
Notes to the Financial Statements.....	21
The independent auditor’s report of the Auditor General for Wales to the Members of Bridgend County Borough Council	81
Annual Governance Statement	85
Glossary Of Terms	116

Narrative Report

“One council, working together to improve lives”

Introduction

This report presents the 2021-22 Statement of Accounts for Bridgend County Borough Council (the Council). It sets out the Council's financial performance for the past year and is prepared in accordance with the Chartered Institute of Public Finance and Accountancy's (CIPFA's) Code of Practice on Local Authority Accounting in the United Kingdom 2021-22. The Council produces its Statement of Accounts to explain the Council's finances, to give assurance that public money is properly accounted for, and that the Council is operating on a financially secure basis. The accounts must provide a 'true and fair' view of the Council's financial position as at 31 March 2022, and of its income and expenditure for the year then ending.

Over the past 10 years the Council has cumulatively made around £62 million of savings and further efficiencies and savings are required moving forward. The process of identification of savings and changing the way the Council works to ensure modern, improved and resilient services, is on-going. Given significant economic uncertainty, not least the ongoing uncertainties around Brexit, the fallout from the Covid-19 pandemic, the war in Ukraine and soaring inflation levels, the Council will continue to face financial challenges as it strives to deliver its vast array of services to the communities it supports. It needs to do so whilst remaining financially resilient.

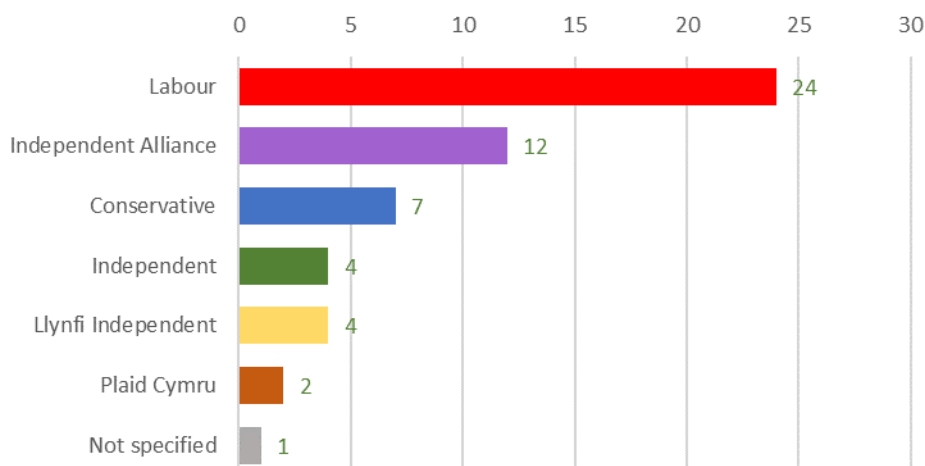
Bridgend as a Council

Bridgend is conveniently situated between Wales' capital city, Cardiff, to the east and the city of Swansea to the west, approximately 20 miles from each. Nestled just south of the M4 corridor, with easy access from both major cities, bounded by the Bristol Channel to the south, it is at the heart of the South Wales industrial and coastal belt. Bridgend Council covers an area of 98.5 miles² and is home to nearly 148,000 residents. To the north is the residential town of Maesteg, to the southwest is the coastal town of Porthcawl and to the east is Pencoed. Bridgend is one of 22 Councils in Wales, and accounts for approximately 4.5% of the country's population.



- The Council manages a long-term asset base of £619 million to deliver its services.
- The Council employs over 5,800 staff, both full and part time, to deliver a wide range of services including education, social care, highways maintenance and economic development.
- A number of services are provided by third parties including waste collection, leisure centres, social enterprises and social care, including residential and home care and supported living services.
- As at 31 March 2022 the Council had 54 elected Councillors who represent the people of Bridgend and set the overall Council strategy and budget framework. The Political Party representation as at 31 March 2022 is set out below.

Bridgend Councillors Political Party Representation



The local government elections were held on 6 May 2022. Following a review by the Local Democracy and Boundary Commission for Wales the number of Councillors for Bridgend were reduced from 54 to 51. In the elections Labour regained control of the Council with a majority of 26 members.

The constitution sets out how the Council operates, how decisions are made and the procedures to be followed to ensure decisions are efficient, transparent and accountable to local people. Council elects a Mayor annually to perform a civic role and promote the County. Council also appoints a leader of the Council who appoints Cabinet Members, each with a responsibility for a specific portfolio of services.

The role of the Cabinet is to be responsible for most major decisions, provide leadership, and propose the budget framework and budget.

Scrutiny Committees support the work of the Cabinet and Council by:

- monitoring decisions of the Cabinet
- considering service provision, planning, management and performance of service areas
- allowing all Councillors, citizens and stakeholders to have a say in matters concerning the Council
- considering policies, protocols and plans and producing reports and recommendations thereon
- contributing to the annual budget consultation process
- having the opportunity to influence future Cabinet and Council decisions through pre-decision meetings
- having the ability to review a decision which has been made but not yet implemented

Regulatory and other committees support the delivery of Council services. Council has given Governance and Audit Committee the responsibility to review and approve the Financial Statements of the Council.

The Council's Corporate Management Board is led by the Chief Executive and includes the 3 Corporate Directors, the Monitoring Officer and Chief Finance Officer.

The Council has agreed a principle of focusing diminishing resources on communities and individuals with the greatest need. It has identified three priorities that are intended to improve the quality of life of people in the county borough while significantly changing the nature of the Council.

These three priorities are the Council's well-being objectives under the Well-being of Future Generations (Wales) Act 2015 and set out the Council's contribution towards meeting the Act's seven national Well-being goals. The Council's [Corporate Plan](#) sets out what the Council's objectives are and how it will achieve them and its [Annual Report](#) provides information on progress towards achieving them.

Our well-being objectives**Well-being of Future Generations (Wales) Act's seven goals**

- *A globally responsible Wales*
- *A prosperous Wales*
- *A resilient Wales*
- *A healthier Wales*
- *A more equal Wales*
- *A Wales of cohesive communities*
- *A Wales of vibrant culture and thriving Welsh language*

For management purposes the Council's operations are organised into Directorates, each of which report into the Chief Executive. The Chief Executive also manages the Chief Executive's Directorate. The Directorates are:

Education & Family Support: Schools, Learner Support, Family Support, Schools Support, School Modernisation, Vulnerable Groups Support, Education & Family Support, and Business Support.

Social Services & Wellbeing: Adult Social Care, Residential Care, Domiciliary Care, Day Opportunities, Prevention and Wellbeing – Leisure Centres, Community Centres, Cultural Trust Partnership, Children's Social Care – Care Experienced Children, Family Support Services, Adoption and Social Work.

Communities: Planning & Development, Corporate Landlord, Strategic Regeneration, Economy, Natural Resources and Sustainability, Cleaner Streets & Waste Management, Highways & Green Spaces.

Chief Executives: Finance, Human Resources, Partnerships, Legal, Democratic and Regulatory Services, ICT, Elections, Housing & Homelessness, and Business Support.

Governance

The Council is responsible for ensuring that its business is conducted in accordance with the law and proper standards. This includes ensuring that public money is safeguarded, properly accounted for and used economically, efficiently and effectively. The Council also has a duty under the Local Government (Wales) Measure 2009 to make arrangements to secure continuous improvement in delivering its functions in terms of strategic effectiveness, service quality, service availability, fairness, sustainability, efficiency and innovation. The Annual Governance Statement included within the Statement of Accounts, sets out in detail the Council's governance arrangements.

Cardiff Capital Region City Deal (CCRCD)

The Council continues to be an active member of the Cardiff Capital Region City Deal initiative. Bridgend contributes 9.44% of the 10 partner Local Authorities' contribution of £120 million, to the overall £1.2 billion total City Deal scheme, with the percentage being based on its proportion of the regional population and funds the annual cost of this investment. The development and management of the £120 million is the responsibility of the CCRCD Regional Cabinet. The capital contribution in 2021-22 was £Nil (2020-21 £0.188 million). Bridgend

Council's share of the Cardiff City Region City Deal joint Committee income, expenditure, assets and liabilities have been consolidated into the Statement of Accounts and relevant notes, for 2021-22, and the prior year figures have been restated to reflect the Council's share in 2020-21.

Covid-19

Since the Covid-19 pandemic began the UK has seen a number of lockdowns and restrictions. As the country emerges from the pandemic, the Council continues to support its staff to work remotely and from home as much as possible. The Welsh Government continued to provide financial support as a response to the impact of the pandemic and the schemes administered by the Council on behalf of the Welsh Government included:

Grant	Purpose
Emergency Non-Domestic Rates (NDR) scheme	To provide Non-Domestic Rates Business Support Grants to businesses in the Retail, Hospitality, Leisure and Tourism sectors which were impacted by the restrictions brought into place on 26 December 2021. The grant scheme comprised of three strands: <ul style="list-style-type: none"> • A £2,000 grant to businesses with properties with a rateable value of up to £12,000 • A £4,000 grant to businesses with properties with a rateable value of between £12,001 and £51,000 • A £6,000 grant to businesses with properties with a rateable value of between £51,001 and £500,000.
Social Care Workforce Payments	Financial support for social care workers who need to self-isolate or stay off work in line with self-isolation guidance. The payments were to support those who only received statutory sick pay or no income at all.
Self-Isolation Payments	Support for workers who cannot work from home and are advised to self-isolate as a result of receiving and recording a positive test. Also for parents and carers with children who record positive tests.
Statutory Sick Pay top-ups	To enable employers to pay eligible workers at full pay if they were required to stay off work due to actual or suspected Covid-19, or because they had to self-isolate
Winter Fuel Payments	£200 payment to eligible households towards the increased cost of fuel.

The total number and amounts of payments (excluding admin fees) made are set out below:

Grant	Number	Total grant paid
Emergency Non-Domestic Rates (NDR) Scheme	882	£1,992,000
Social Care Workforce Payments (£750)	4,184	£3,602,883
Self-Isolation Payments	2,498	£1,736,750
Statutory Sick Pay top-ups	459	£182,830
Winter Fuel Payments (£200)	8,647	£1,729,400
TOTAL	16,670	£9,243,863

The administration of these payments rested with the Council. Managing both the volume and value of these grants placed pressure on staff to both ensure payments were made swiftly, and that they were to the right businesses and recipients.

As at 31 March 2022 the Council held cash balances in relation to business grants of £1,329,440.

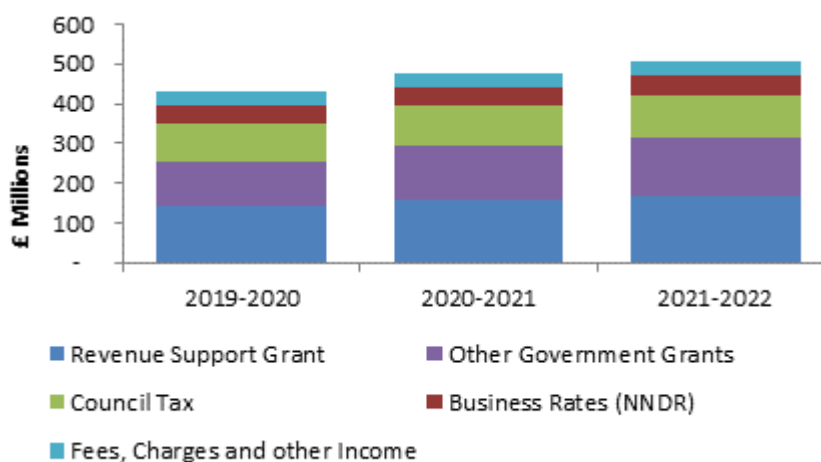
Hardship Fund

Welsh Government, in recognising the additional cost pressures and potential loss of income faced by Councils as a result of the pandemic, established a Hardship Fund in 2020-21 to support Councils in meeting these

additional costs and income shortfalls. The Hardship Fund continued to be in place during 2021-22. The Council received £12.872 million in 2021-22 from this fund, which supported £11.965 million of claims made for specific additional Covid-19 costs and £0.907 million of claims made for specific Covid-19 loss of income. The main areas funded for additional expenditure were support for homeless individuals, in providing them with accommodation, provision of Free School Meals (including during school holidays), additional staffing costs along with provisions to support social distancing and learning in schools, and additional costs of providing care and support for voids in Adult Social Care. This also includes claims for Self-Isolation Payments and Statutory Sick Pay top ups, as well as the Winter Fuel payments, which were funded from the Hardship Fund. Funding for loss of income mainly supported the reduction in school meal and car park income and a contribution to the net loss of running the leisure services during the pandemic.

Financial Performance

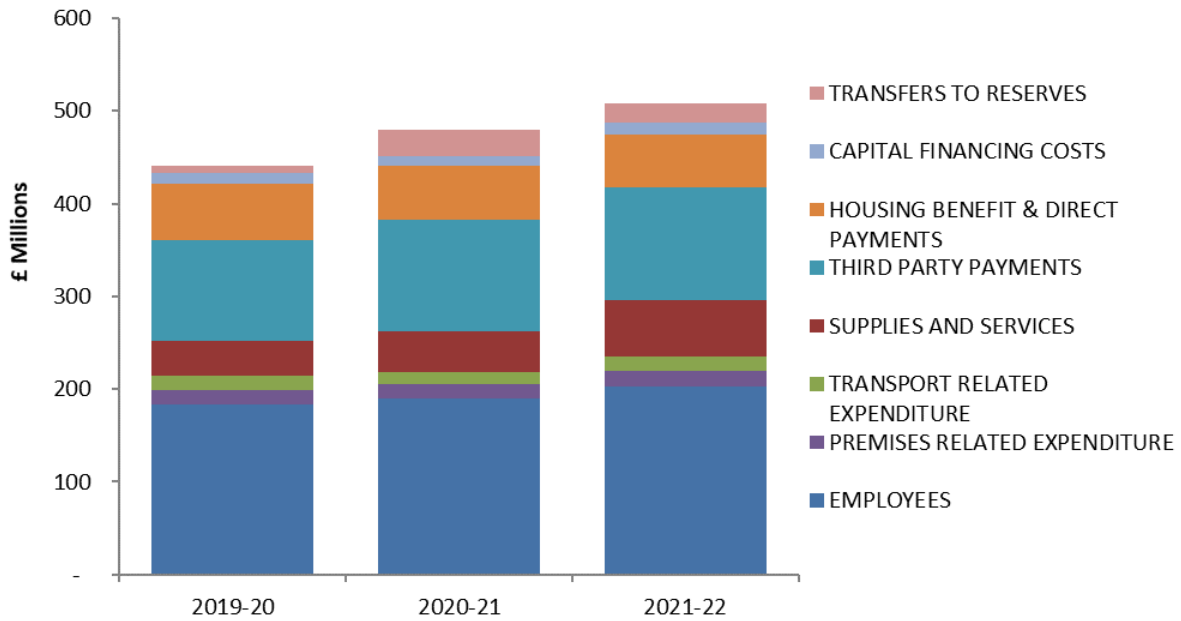
Over the last 10 years the Council has made around £62 million of budget reductions. Taking into account expenditure and services which are funded by specific grants, fees or charges, the Council's gross budget for 2021-22 was £446 million. This covers the day-to-day running costs of the Council including staff, waste collection, schools, care workers, foster carers and leisure services. The Council receives revenue funding from the Welsh Government (Revenue Support Grant) and share of business rates or National Non-Domestic Rates (NNDR), income from specific grants, council tax, fees and charges for some services, and from its investments as shown below.



The majority of the Council's funding is from the Welsh Government via the Revenue Support Grant (approximately 34%) and its share of non-domestic (business) rates (approximately 10%) with other Government Grants (including specific grants from Welsh Government) making up just over another quarter of the Council's income (29%). Council tax is approximately 21% of income. The Council is able to charge for a number of services such as social care, car parking and licensing, which makes up approximately 7% of the total Council income.

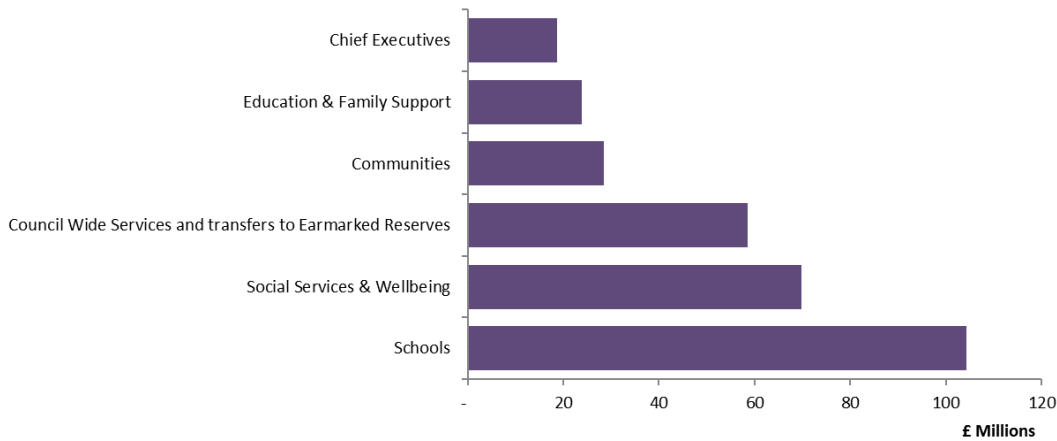
The Council spends its money on employees, premises related expenditure, transport costs, supplies and payments to 3rd party providers. The Council also has to meet capital financing costs (interest) as part of its long-term borrowing arrangements.

As a result of effective financial management across the Council through the pandemic, ensuring that eligible monies have been claimed from the Welsh Government Hardship Fund along with significant supplementary grant funding from Welsh Government, the Council was able to make a net contribution to reserves for the year of £18.147 million along with an increase to school reserves of £5.738 million and a transfer to the General Fund of £0.338 million. These will fund a range of investments in services and facilities for its residents and mitigate future risk and expenditure commitments. The Council's expenditure is analysed below.



Directorate Spending

The Council’s net expenditure by Directorate is shown in the table below.



The Council achieved an underspend, after transfers to Earmarked Reserves, of £0.338 million, or 0.11% of its net budget. This demonstrates its sound financial management throughout the year and its commitment to ensuring it does not spend beyond its means. The table below shows the closing position for each Directorate. The Council’s outturn report for the year can be found on the Council’s website [here](#).

	Net Budget £'000	Net Expenditure £'000	(Under)/over spend £'000	(Under)/over spend %
DIRECTORATE				
Chief Executives	21,801	18,731	(3,070)	(14.1)
Education & Family Support	24,017	23,844	(173)	(0.7)
Communities	28,654	28,456	(198)	(0.7)
Council Wide Services and transfers to Earmarked Reserves	47,673	58,630	10,957	23.0
Social Services & Wellbeing	75,239	69,848	(5,391)	(7.2)
Schools	104,275	104,275	-	-
Funding and financing	(301,659)	(304,122)	(2,463)	0.6
TOTAL	-	(338)	(338)	(0.11)

Addressing future challenges

The Council faces significant challenges moving forward. These include demographic pressures, such as an ageing population, increasing dementia rates, an increasing number of young people with complex disabilities living into adulthood and the long-term impact of Covid-19 adding progressively to the demand for care. In addition to this there are inflationary pressures arising from specific contractual commitments and significant increases in staffing costs arising from the above inflation increases in the national living wage, and the implementation of the real living wage. There is also the need to focus on climate change and the need to meet the 2030 decarbonisation target. The published Welsh Government settlement for Bridgend for 2022-23 is an increase of 9.2%. Lower indicative settlements have been announced for 2023-24 and 2024-25 than that published for 2022-23 and, given the fact that the settlement usually includes funding for new responsibilities, along with the pressures already outlined this makes forward planning difficult, particularly in the current economic climate.

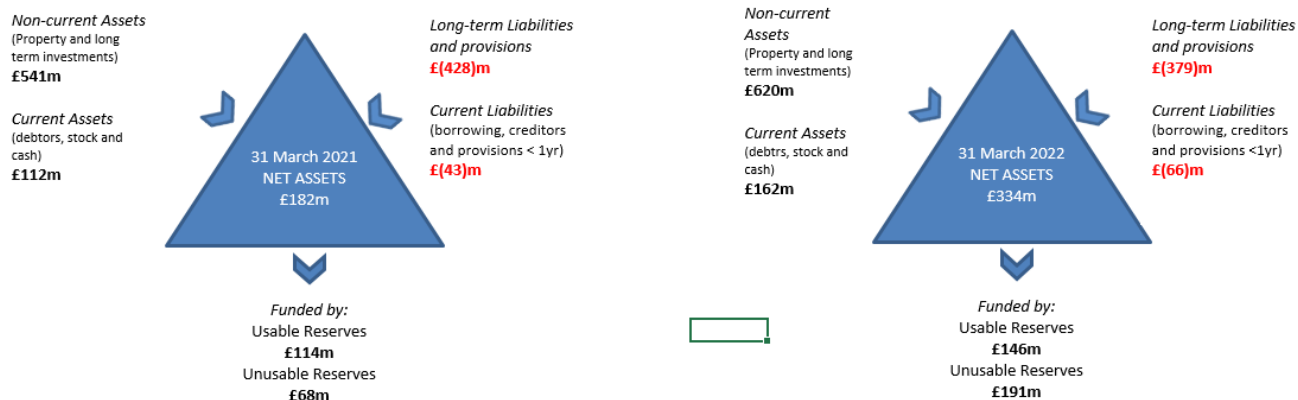
Whilst the Council continues to face increasing pressures on its budget, it approved a balanced budget for 2022-23. The uncertain economic climate will require the Council to continually review its priorities and budgets.

Financial position

The Council manages significant assets and cash flows. During the year the Council:

- Held £619 million of long-term assets, including £607 million of operational assets for delivering services, £5.5 million investment properties and £1.9 million of intangible assets
- Received £321 million in grant funding, of which £166 million was the Welsh Government core funding – or Revenue Support Grant; Housing Benefit and administration grant totalled £34.347 million; and £12.872 million was from the Welsh Government's Hardship Grant to support Local Authorities with the additional costs and loss of income as a result of the Covid-19 pandemic.
- Generated £37.2 million of fees and charges and other service income used to deliver services

The Council maintains a strong balance sheet despite the financial challenges faced in 2021-22.



Unusable reserves have increased significantly as a result of an increase in the valuation of assets in the current year (£55 million), particularly schools, and also a reduction in the net liability of the pension fund (£49 million). As these are unusable they represent accounting adjustments rather than actual cash flows.

Borrowing

The Council has long term borrowing outstanding as at 31 March 2022 of £100.074 million. This is a mixture of Public Works Loan Board (PWL) of £77.617 million, Lender Option Borrower Options (LOBOs) of £19.774 million, and £2.683 million of Salix loans to finance capital expenditure. More detail in relation to borrowing is provided in note 31. The borrowing should be seen in the context of the total value of the Council's long-term assets, which are shown in the Balance Sheet at £619 million. Borrowing is permitted in line with the Prudential Code for Capital Finance in Local Authorities as long as, in the opinion of the Chief Finance Officer, the revenue costs are capable of being met and are in keeping with prudential indicators and guidelines. Given the strength of the Balance Sheet, the Council's borrowing levels are reasonable. Should the opportunity arise for the Council to repay its LOBOs at a benefit to the Council, then it will look to do so. Whilst interest rates have begun to increase, they are still relatively low. As such, it is unlikely the opportunity to repay the LOBO loans will arise in the near future.

Pensions Liability: £249.5 million

The requirements of International Accounting Standards 19 (IAS19) in relation to post-employment benefits – i.e. pensions, have been fully incorporated into the Comprehensive Income and Expenditure Statement, with actuarial gains and losses being recognised in Other Comprehensive Income and Expenditure, as note 30 explains in detail.

A pensions reserve and a pension liability are incorporated within the Council's accounts, reflecting the amount by which the Bridgend element of the Rhondda Cynon Taff Pension Fund is under-funded compared with the assessed payment liabilities to pensioners now and in the future. The overall pensions' liability of the Council at 31 March 2022 was £249.50 million (£298.77 million at 31 March 2021). The liability takes into account the potential 'underpin' liability as a result of the outcome of the McCloud/Sargeant case that the impact of transitional protection arrangements put in place when firefighters' and judges' pension schemes were reformed were age discriminatory.

The liability does not make an allowance for the impact of Covid-19 or excess deaths as a result of the pandemic due to the actuary's view that as the death registrations over the period result in a mortality movement which is a long way outside the range of the last 4 decades, no weight should be placed on the 2020 or 2021 data. However, the actuary recommended an allowance for the impact of the Covid-19 pandemic on future mortality improvements (compared to pre-pandemic expected mortality) through a 3% increase to the scaling factors adopted for the 2019 valuation, leading to an estimated reduction in liabilities of 1%.

Capital

The Council's original capital programme for 2021-22, approved by Council on 24 February 2021, was £35.440 million. As a result of the Covid-19 pandemic some schemes were slipped to 2022-23 with the final 2021-22

outturn being £29.742 million. Schemes undertaken during the year included coastal protection works at Porthcawl, redevelopment of Maesteg Town Hall and provision of Disabled Facilities Grants for individuals within the community.

The local government capital settlement for 2022-23 provides the Council with £6.678 million of capital funding, of which £3.953 million is supported borrowing and £2.725 million is capital grant. No individual Local Authority indications have been given for 2023-24 or beyond, although it is anticipated that the overall general capital grant for Wales will increase by £30 million over the next 2 years. In February 2022 the Council approved a ten-year capital programme of £180 million as set out in the table below. The table also provides the 2021-22 outturn.

	OUTTURN	TEN YEAR PLAN			
	2021-22	2022-2023	2023-2024	2024-2025 to 2031- 2032	Total
	£'000	£'000	£'000	£'000	£'000
EXPENDITURE					
Education & Family Support	4,644	10,589	6,051	40,583	57,223
Social Services and Well-being	797	2,374	-	-	2,374
Communities	19,748	50,924	7,010	17,463	75,397
Chief Executives	4,552	2,720	2,720	19,870	25,310
Council Wide & Other		3,372	1,879	14,538	19,789
Total Expenditure	29,741	69,979	17,660	92,454	180,093
FUNDING					
Grants and s106 Contributions	18,152	26,078	7,616	51,656	85,350
Capital Receipts and Revenue Contributions	1,020	30,993	5,300	8,383	44,676
Borrowing	10,569	12,908	4,744	32,415	50,067
Total Funding	29,741	69,979	17,660	92,454	180,093

The Financial Statements

The Statement of Accounts are included in this document, and consist of the following financial statements:

Statement of Responsibilities for the Statement of Accounts

This sets out the respective responsibilities of the Council and the Section 151 officer for the preparation and approval of the Statement of Accounts.

The Comprehensive Income and Expenditure Statement (CIES)

This records all of the Council's income and expenditure in the year of providing services in accordance with generally accepted accounting practices, rather than the amount to be funded from taxation. Councils raise taxation to cover expenditure in accordance with statutory requirements, which may be different from the accounting cost. The taxation position is shown in both the Expenditure and Funding Analysis and the Movement in Reserves Statement.

Movement in Reserves Statement (MiRS)

The Movement in Reserves Statement shows the movement from the start of the year to the end of the year on the different reserves held by the Council, analysed into 'usable reserves' - those that can be used to fund expenditure - and 'unusable' reserves, which must be set aside for specific purposes. Unusable reserves would include unrealised gains and losses (such as the Revaluation Reserve), where amounts would only become available if the assets are sold, and reserves that reflect 'adjustments between accounting basis and funding under

regulations'. The surplus or deficit on the Provision of Services line shows the true economic cost of providing the Council's services, more details of which are shown in the Comprehensive Income and Expenditure Statement. These are different from the statutory amounts required to be charged to the Council Fund Balance for council tax setting purposes. The Net Increase/Decrease line shows the statutory Council Fund balance movements in the year following those adjustments.

Balance Sheet

This records a snapshot of the Council's assets, liabilities, cash balances and reserves at the year-end date. The net assets of the Council (assets less liabilities) are matched by the reserves held by the Council.

Cash Flow Statement

The Cash Flow Statement shows the reason for changes in cash and cash equivalents of the Council during the reporting period. The statement shows how the Council generates and uses cash and cash equivalents by classifying cash flows as operating, investing and financing activities. The amount of net cash flows arising from operating activities is a key indicator of the extent to which the operations of the Council are funded by way of taxation and grant income or from the recipients of services provided by the Council. Investing activities represent the extent to which cash outflows have been made for resources which are intended to contribute to the Council's future service delivery. Cash flows arising from financing activities are useful in predicting claims on future cash flows by providers of capital (i.e. borrowing) to the Council.

Notes to the Accounts

These set out the Accounting Policies adopted for the Statement of Accounts and disclosures relating to the financial statements and include pensions and financial instruments disclosures. These include the Expenditure and Funding Analysis which shows how annual expenditure is used and funded from resources (government grants, fees and charges, council tax and business rates) by the Council in comparison with those resources consumed or earned by the Council in accordance with generally accepted accounting practices. It also shows how this expenditure is allocated for decision making purposes between the Council's Directorates and Council wide areas. Income and expenditure accounted for under generally accepted accounting practices is presented more fully in the Comprehensive Income and Expenditure Statement.

Conclusion

2021-22 has been a challenging year both in terms of the impact on service delivery of the Covid-19 pandemic, and also financially as a consequence of the pandemic, but also wider pressures such as the departure from the European Union and rising inflation. However, the Council was able to remain within its net revenue budget despite these increasing pressures. These challenging times will have a significant financial impact for us as individuals, for our residents, communities and businesses, and the detailed financial assumptions underpinning the Council's Medium Term Financial Strategy will need constant revisiting to ensure the ongoing financial resilience of the Council.

The Statement of Responsibilities for the Statement of Accounts

The Council's responsibilities

The Council is required to:

- Make arrangements for the proper administration of its financial affairs and to secure that one of its officers has the responsibility for the administration of those affairs. In this Council that officer is the Chief Finance Officer.
- Manage its affairs to secure economic, efficient and effective use of resources and safeguard its assets.
- Approve the Statement of Accounts.

Signed: _____



26 January 2023

Chair of Governance and Audit Committee

The Chief Financial Officer's Responsibilities

The Chief Financial Officer is responsible for the preparation of the Council's Statement of Accounts in accordance with proper practices as set out in the CIPFA/LASAAC *Code of Practice on Local Authority Accounting in the United Kingdom* (the Code).

In preparing this Statement of Accounts, the Chief Financial Officer has:

- selected suitable accounting policies and then applied them consistently
- made judgements and estimates that were reasonable and prudent
- complied with the local authority Code.


The Chief Financial Officer has also:

- kept proper accounting records which were up to date
- taken reasonable steps for the prevention and detection of fraud and other irregularities.

Chief Financial Officer's Certificate

I certify that the Statement of Accounts presents a true and fair view of the financial position of Bridgend County Borough Council as at 31 March 2022 and of its income and expenditure for the year ended 31 March 2022

Signed: _____



26 January 2023



Financial Statements

Comprehensive Income and Expenditure Statement

2020-21 Restated					2021-22				Notes
Gross Expenditure £'000	Govt Grants £'000	Other Income £'000	Net Expenditure £'000		Gross Expenditure £'000	Govt Grants £'000	Other Income £'000	Net Expenditure £'000	
168,803	(39,915)	(7,079)	121,809	Education and Family Support	172,989	(42,877)	(6,592)	123,520	
106,627	(11,756)	(17,392)	77,479	Social Services and Wellbeing	114,644	(17,113)	(18,746)	78,785	
53,365	(12,282)	(4,063)	37,020	Communities	62,341	(14,959)	(7,527)	39,855	
72,987	(50,187)	(1,886)	20,914	Chief Executives	78,347	(52,016)	(2,802)	23,529	
25,216	(8,946)	(588)	15,682	Council Wide Services	29,573	(5,506)	(206)	23,861	
238	(206)	(274)	(242)	Cardiff Capital Region City Deal (CCRCD)	483	(432)	(269)	(218)	
427,236	(123,292)	(31,282)	272,662	Cost Of Services	458,377	(132,903)	(36,142)	289,332	
				Other Operating Expenditure					
17,714			17,714	Precepts payable	18,490			18,490	7
7,471			7,471	Levies payable	7,774			7,774	7
274			274	(Gain) / loss on disposal of non current assets	573			573	
25,459	-	-	25,459	Other Operating Expenditure	26,837			26,837	
				Financing and Investment Income and Expenditure					
4,550			4,550	Interest payable on debt	4,558			4,558	31
40			40	Interest element of finance leases (lessee)	32			32	31
1,203			1,203	Interest payable on PFI unitary payments	1,145			1,145	13
6,460			6,460	Net Interest on Net Defined Benefit Liability	6,100			6,100	30
		(895)	(895)	Investment Income & Other Interest Receivable			(840)	(840)	31
		(455)	(455)	Changes in fair value of investment properties			(495)	(495)	22
		(15)	(15)	Interest & Investment Income CCRCD			(16)	(16)	
713			713	Change in Fair Value of Investment Properties CCRCD	11			11	
12,966	-	(1,365)	11,601	Financing and Investment Income and Expenditure	11,846	-	(1,351)	10,495	
				Taxation and Non-Specific Grant Income					
	(157,816)		(157,816)	Revenue Support Grant		(166,107)		(166,107)	8
	(1,261)	(45,312)	(45,312)	National Non-Domestic Rates		(1,151)	(48,787)	(48,787)	9
	(12,325)	(101,913)	(103,174)	Council Tax			(106,566)	(107,717)	10
	(422)		(422)	Recognised capital grants and contributions		(18,844)		(18,844)	11
		(87)	(87)	Recognised capital grants and contributions CCRCD		(489)		(489)	
				Tax Expenses CCRCD	46			46	
-	(171,824)	(147,312)	(319,136)	Taxation and Non-Specific Grant Income	46	(186,591)	(155,353)	(341,898)	
				(Surplus) or Deficit on Provision of Services					
465,661	(295,116)	(179,959)	(9,414)		497,106	(319,494)	(192,846)	(15,234)	

		(10,416)	(10,416)	(Surplus) or deficit on revaluation of Property, Plant and Equipment			(61,794)	(61,794)	29a
2,646			2,646	Impairment losses on non-current assets charged to the Revaluation reserve	1,669			1,669	29a
		(9,230)	(9,230)	Actuarial (gains) / losses on pension liabilities			(79,020)	(79,020)	30
			(17,000)	Other Comprehensive (Income) and Expenditure				(139,145)	
			(26,414)	Total Comprehensive (Income) and Expenditure				(154,379)	

Movement in Reserves Statement

	Council Fund Balance	Earmarked Reserves	Capital Receipts Reserves	Capital Grants Unapplied	CCRCD Usable Reserves	Total Usable Reserves	CCRCD Unusable Reserves	Total Unusable Reserves	Total Council Reserves Restated
	£'000	£'000	£'000	£'000	£'000	£'000	£'000	£'000	£'000
Balance at 31 March 2020 brought forward	9,340	55,222	18,608	317	-	83,487		68,350	151,837
CCRCD Opening Balance					591	591	3,507	3,507	4,098
Restated Balance at 31 March 2020 brought forward	9,340	55,222	18,608	317	591	84,078	3,507	71,857	155,935
Movement in Reserves during 2020-21									
(Surplus)/deficit on the provision of services	9,361				53	9,414	-	17,000	26,414
Adjustments between accounting basis & funding basis under regulations (Note 20)	18,697		2,911	(29)	289	21,868	(289)	(21,868)	-
Transfers to Earmarked Reserves (Note 28)	(27,626)	27,626				-			
Increase/(Decrease) in 2020-21	432	27,626	2,911	(29)	342	31,282	(289)	(4,868)	26,414
Balance at 31 March 2021 carried forward	9,772	82,848	21,519	288	933	115,360	3,218	66,989	182,349

	Council Fund Balance	Earmarked Reserves	Capital Receipts Reserves	Capital Grants Unapplied	CCRCD Usable Reserves	Total Usable Reserves	CCRCD Unusable Reserves	Total Unusable Reserves	Total Council Reserves
	£'000	£'000	£'000	£'000	£'000	£'000	£'000	£'000	£'000
Balance at 31 March 2021 brought forward	9,772	82,848	21,519	288	933	115,360	3,218	66,989	182,349
Movement in Reserves during 2021-22									
(Surplus)/deficit on the provision of services	14,568				666	15,234	-	139,145	154,379
Adjustments between accounting basis & funding basis under regulations (Note 20)	9,655		254	5,759	(235)	15,433	235	(15,433)	-
Transfers to Earmarked Reserves (Note 28)	(23,885)	23,885							-
Increase/(Decrease) in 2021-22	338	23,885	254	5,759	431	30,667	235	123,712	154,379
Balance at 31 March 2022 carried forward	10,110	106,733	21,773	6,047	1,364	146,027	3,453	190,701	336,728

Balance Sheet

31 March 2021 Restated £'000		31 March 2022 £'000	Notes
529,372	Property, Plant & Equipment	607,335	21c
220	Heritage Assets	220	
5,090	Investment Property	5,585	22
2,737	CCRCD Investment Property	2,733	22
189	CCRCD Equity	189	
2,471	Intangible Assets	1,910	21d
1,226	CCRCD Long Term Debtors	1,538	
541,305	Long Term Assets	619,510	
48,546	Short Term Investments	45,525	31
2,500	Assets Held for Sale	2,500	24
527	Inventories	469	
52,437	Short Term Debtors	68,789	23
3,051	Cash and Cash Equivalents	38,580	31
4,564	Cash CCRCD	6,205	
125	Deferred Tax CCRCD	126	31
283	Financial Assets CCRCD	283	31
112,033	Current Assets	162,477	
(4,703)	Bank overdraft	(3,372)	31
(1,055)	Short Term Borrowing	(1,291)	31
(35,963)	Short Term Creditors	(56,749)	25
(795)	Provisions due in 1 year	(4,610)	26
(42,516)	Current Liabilities	(66,022)	
(3,305)	Provisions due after 1 year	(4,277)	26
(99,038)	Long Term Borrowing	(100,074)	31
	Other Long Term Liabilities		
(15,158)	PFI & Other Long Term Liabilities	(14,129)	27
(4,217)	Long term creditors (CCRCD)	(2,385)	27
(298,770)	Net Pensions Liability	(249,500)	30
(7,985)	Capital Receipts in Advance	(8,872)	21h
(428,473)	Long Term Liabilities	(379,237)	
182,349	Net Assets	336,728	
	Usable reserves		
9,772	Council Fund	10,110	28b
82,848	Earmarked reserves	106,733	28b
21,519	Capital Receipts Reserve	21,773	28a
288	Capital Grants Unapplied	6,047	
933	Usable Reserves CCRCD	1,364	
	Unusable Reserves		29
148,639	Revaluation Reserve	203,699	29a
(298,770)	Pensions Reserve	(249,500)	29b
221,025	Capital Adjustment Account	240,672	29c
(697)	Financial Instruments Adjustment Account	(687)	
(3,211)	Short-term Accumulating Compensated Absences Account	(3,484)	
3	Unusable Reserves CCRCD	1	
182,349	Total Reserves	336,728	

Cash Flow Statement

2020-21 £'000		2021-22 £'000	
(9,414)	Net (surplus)/deficit on the Provision of Services	(15,234)	
(24,299)	Adjustments to net deficit on the provision of services for non-cash movements	(40,687)	35
15,538	Adjustments for Items included in the net deficit on the provision of services that are investing and financing activities	19,099	
(18,175)	Net Cash Flows from Operating Activities	(36,822)	36
40,755	Investing Activities	21,610	37
(17,636)	Financing Activities	(23,289)	38
4,944	Net (Increase) / Decrease in Cash & Cash Equivalents	(38,501)	
(8,139)	Cash & Cash Equivalent at the beginning of the Reporting Period	(3,195)	
(3,195)	Cash & Cash Equivalent at the end of the Reporting Period	(41,696)	

The Cash Flow Statement shows the changes in cash and cash equivalents of the Council during the reporting period. The statement shows how the Council generates and uses cash and cash equivalents by classifying cash flows as operating, investing and financing activities.



Notes to the Financial Statements

Notes to the Financial Statements

Note		Page Number
1	Accounting Policies	23
2	Critical Judgements in Applying Accounting Policies	34
3	Assumptions Made about the future and other major sources of estimated uncertainty	34
4	Expenditure and Funding Analysis	36
5	Note to the Expenditure and Funding Analysis	37
6	Expenditure and Income Analysed by Nature	38
	Notes to the Comprehensive Income and Expenditure Statement	
7	Precepts and Levies	40
8	Revenue Support Grant	40
9	National Non-Domestic Rates (NNDR)	40
10	Council Tax	40
11	Grants	41
12	Leases	42
13	Private Finance Initiative (PFI)	43
14	Pooled Fund Arrangements	43
15	Officers' Remuneration	44
16	Members' Allowances	47
17	External Audit Costs	47
18	Participation in Joint Committees and Joint Arrangements	47
19	Related Party Transactions	47
	Notes to the Movement in Reserves Statement	
20	Adjustments between Accounting Basis and Funding Basis under Regulations	50
	Notes to the Balance Sheet	
21	Non-current Assets	56
22	Investment Properties	58
23	Short Term Debtors	59
24	Assets Held for Sale	59
25	Short Term Creditors	59
26	Provisions	59
27	PFI and Other Long Term Liabilities	60
28	Usable Reserves	60
29	Unusable Reserves	62
30	Pensions Liabilities, IAS 19 disclosures	64
31	Financial Instruments Disclosures	71
32	Prior Period Adjustments	75
33	Events after the Reporting Period	79
34	Contingent Liabilities	79
	Notes to Cash Flow	
35	Adjustments for Non-cash Movements	80
36	Operating Activities	80
37	Investing Activities	80
38	Financing Activities	80

1. Accounting Policies

1.1 General principles

The Statement of Accounts summarises the Council's transactions for the 2021-22 financial year and its position at the year end of 31 March 2022. The Council is required to prepare an annual Statement of Accounts by the Accounts and Audit (Wales) Regulations 2014 and the Accounts and Audit (Wales) (Amendments) Regulations 2018, in accordance with proper accounting practices. These practices comprise the *Code of Practice on Local Authority Accounting in the United Kingdom* (the Code) 2021-22 and the *Service Reporting Code of Practice 2021-22* supported by International Financial Reporting Standards (IFRS).

The accounting convention adopted in the Statement of Accounts is principally historical cost, modified by the revaluation of certain categories of non-current assets and financial instruments.

1.2 Standards that have been issued but not yet adopted

The Code of Practice on Local Authority Accounting in the United Kingdom 2021-22 (the Code) requires that the Council discloses information relating to the anticipated impact of an accounting change that will be required by a new standard that has been issued but not yet adopted. At the balance sheet date there are no new relevant standards or amendments to existing standards that have been published but not yet adopted by the Code that will have any impact on the financial statements. However, the following details regarding IFRS 16 – Leases are provided for information purposes.

Standard	Effective date	Further details
IFRS 16 Leases	01 April 2022	The Standard removes the previous lease classifications of operating and finance leases and will require local authorities that are lessees to recognise all leases on their balance sheet as right-of-use assets (there are exemptions for short-term and low value leases) with a corresponding lease liability representing the lessee's obligation to make lease payments for the asset. However, it should be noted that CIPFA/LASAAC have again deferred implementation of IFRS 16 for local government to 1 April 2024.

1.3 Accruals of income and expenditure

Activity is accounted for in the year that it takes place, not simply when cash payments are made or received. In particular:

- Revenue from the sale of goods is recognised when the Council transfers the significant risks and rewards of ownership to the purchaser and it is probable that economic benefits or service potential associated with the transaction will flow to the Council.
- Revenue from the provision of services is recognised when the Council can measure reliably the percentage of completion of the transaction and it is probable that economic benefits or service potential associated with the transaction will flow to the Council.
- Supplies are recorded as expenditure when they are consumed – where there is a gap between the date supplies are received and their consumption, they are carried as inventories on the Balance Sheet.
- Expenses in relation to services received (including services provided by employees) are recorded as expenditure when the services are received rather than when payments are made.
- Investment income and interest receivable on investments and payable on borrowings is accounted for respectively as income and expenditure on the basis of the effective interest rate for the relevant financial instrument rather than the cash flows fixed or determined by the contract.
- Where revenue and expenditure have been recognised but cash has not been received or paid, a debtor or creditor for the relevant amount is recorded in the Balance Sheet. Where debts may be impaired, the balance of debtors is written down by the difference between the carrying amount and revised future cash flows and a charge made for the impairment to revenue.

1.4 Provisions, Contingent Liabilities and Contingent Assets

Provisions

Provisions are made where an event has taken place that gives the Council a legal or constructive obligation that probably requires settlement by a transfer of economic benefits or service potential, and a reliable estimate can be made of the amount of the obligation. For example, the Council may be involved in a court case that could eventually result in the making of a settlement or the payment of compensation.

Provisions are charged as an expense to the appropriate service line in the Comprehensive Income and Expenditure Statement in the year that the Council becomes aware of the obligation and are measured at the best estimate at the Balance Sheet date of the expenditure required to settle the obligation, taking into account relevant risks and uncertainties.

When payments are eventually made, they are charged to the provision carried in the Balance Sheet. Estimated settlements are reviewed at the end of each financial year and where it becomes less than probable that a transfer of economic benefits will now be required (or a lower settlement than anticipated is made), the provision is reversed and credited back to the relevant service.

Where some or all of the payment required to settle a provision is expected to be recovered from another party (e.g. from an insurance claim), this is only recognised as income for the relevant service if it is virtually certain that reimbursement will be received if the Council settles the obligation.

Contingent Liabilities

A contingent liability arises where an event has taken place that gives the Council a possible obligation whose existence will only be confirmed by the occurrence or otherwise of uncertain future events not wholly within the control of the Council. Contingent liabilities also arise in circumstances where a provision would otherwise be made but either it is not probable that an outflow of resources will be required or the amount of the obligation cannot be measured reliably.

Contingent liabilities are not recognised in the Balance Sheet but disclosed in a note to the accounts.

Contingent Assets

A contingent asset arises where an event has taken place that gives the Council a possible asset whose existence will only be confirmed by the occurrence or otherwise of uncertain future events not wholly within the control of the Council.

Contingent assets are not recognised in the Balance Sheet but disclosed in a note to the accounts where it is probable that there will be an inflow of economic benefits or service potential.

1.5 Reserves

The Council sets aside specific amounts as reserves for future policy purposes or to cover contingencies. Reserves are created by appropriating amounts out of the Council Fund Balance in the Movement in Reserves Statement. When expenditure to be financed from a reserve is incurred, it is charged to the appropriate service in that year to score against the Surplus or Deficit on the Provision of Services in the Comprehensive Income and Expenditure Statement. The reserve is then appropriated back into the Council Fund Balance in the Movement in Reserves Statement so that there is no net charge against council tax for the expenditure.

Certain reserves are kept to manage the accounting processes for non-current assets, financial instruments, employee and retirement benefits and are 'Unusable' reserves as set out in Note 29 to the accounts.

1.6 Government grants and contributions

Whether paid on account, by instalments or in arrears, government grants and third party contributions and donations are recognised as due to the Council when there is reasonable assurance that:

- the Council will comply with the conditions attached to the payments, and
- the grant / contribution will be received.

Amounts recognised as due to the Council are not credited to the Comprehensive Income and Expenditure Statement until conditions attached to the grant or contribution have been satisfied. Conditions are stipulations that specify that the future economic benefits or service potential embodied in the asset acquired using the grant or contribution are required to be consumed by the recipient as specified, or future economic benefits or service potential must be returned to the transferor.

Monies advanced as grants and contributions for which conditions have not been satisfied are carried in the Balance Sheet as creditors. When conditions are satisfied, the grant or contribution is credited to the relevant service line (attributable revenue grants and contributions) or Taxation and Non-Specific Grant Income (non-ringfenced revenue grants and all capital grants) in the Comprehensive Income and Expenditure Statement.

Where capital grants are credited to the Comprehensive Income and Expenditure Statement, they are reversed out of the Council Fund Balance in the Movement in Reserves Statement. Where the grant has yet to be used to finance capital expenditure, it is posted to the Capital Grants Unapplied Reserve. Amounts in the Capital Grants Unapplied Reserve are transferred to the Capital Adjustment Account once they have been applied to fund capital expenditure.

1.7 Employee benefits

Benefits Payable during Employment

Short-term employee benefits are those due to be settled within 12 months of the year-end. They include such benefits as wages and salaries, paid annual leave, paid sick leave and bonuses for current employees. These are recognised as an expense for services in the year in which employees render service to the Council. An accrual is made for the cost of holiday entitlement earned by employees but not taken before the financial year-end which employees can carry forward into the next financial year. The accrual is charged to the relevant Service Cost line in the Comprehensive Income and Expenditure Statement, but then reversed out through the Movement in Reserves Statement so that holiday benefits are charged to revenue in the financial year in which the holiday absence occurs.

Termination Benefits

Termination benefits are amounts payable as a result of a decision by the Council to terminate an Officer's employment before the normal retirement date or an Officer's decision to accept voluntary redundancy and are charged on an accruals basis to the relevant Service Cost line in the Comprehensive Income and Expenditure Statement, when the Council is demonstrably committed to the termination of the employment of an Officer or group of Officers or making an offer to encourage voluntary redundancy.

Where termination benefits involve the enhancement of pensions, statutory provisions require the Council Fund balance to be charged with the amount payable by the Council to the pension fund or pensioner in the year, not the amount calculated according to the relevant accounting standards. In the Movement in Reserves Statement, appropriations are required to and from the Pensions Reserve to remove the notional debits and credits for pension enhancement termination benefits and replace them with debits for the cash paid to the pension fund and pensioners and any such amounts payable but unpaid at the year-end.

Post-Employment Benefits

Employees of the Council are members of two separate pension schemes. Both schemes provided defined benefits to members (retirement lump sums and pensions), earned as employees worked for the Council.

The *Teachers' Pension Scheme*, administered by Teachers' Pensions on behalf of the Department for Education (DfE). The arrangements for this scheme mean that liabilities for benefits cannot ordinarily be identified specifically to the Council. The scheme is therefore accounted for as if it were a defined contributions scheme and no liability for future payment of benefits is recognised in the Balance Sheet. The Education and Family Support line in the Comprehensive Income and Expenditure Statement is charged with the employer's contributions payable to Teachers' Pensions in the year.

The *Local Government Pension Scheme* - other employees are entitled to be members of the Rhondda Cynon Taf County Borough Council Pension Fund. The Local Government Scheme is accounted for as a defined benefit scheme:

- The liabilities of the pension scheme attributable to the Council are included in the Balance Sheet on an actuarial basis using the projected unit method i.e. an assessment of the future payments that will be made in relation to retirement benefits earned to date by employees, based on assumptions about mortality rates, employee turnover rates, and projections of projected earnings for current employees.
- Liabilities are discounted to their value at current prices, using a discount rate.
- The assets of the pension fund attributable to the Council are included in the Balance Sheet at their fair value:
 - Quoted securities – current bid price
 - Unquoted securities – professional estimate
 - Property – market value
- The change in the net pensions liability is analysed into the following components:
 - Current service cost – the increase in liabilities as result of the number of years of service earned this year – allocated in the Comprehensive Income and Expenditure Statement to the services for which the employees worked
 - Past service cost – the increase in liabilities as a result of a scheme amendment or curtailment whose effect relates to the number of years of service earned in earlier years – debited to Central Services in the Comprehensive Income and Expenditure Statement
 - Net interest on the net defined benefit liability (asset), i.e. net interest expense for the Council – the change during the period in the net defined benefit liability (asset) that arises from the passage of time charged to the Financing and Investment Income and Expenditure line of the Comprehensive Income and Expenditure Statement – this is calculated by applying the discount rate used to measure the defined benefit obligation at the beginning of the period to the net defined benefit liability (asset) at the beginning of the period – taking into account any changes in the net defined benefit liability (asset) during the period as a result of contribution and benefit payments.
 - Re-measurements comprising:
- The return on plan assets – excluding amounts included in the net interest on the net defined benefit liability (asset) – charged to the Pensions Reserve and Other Comprehensive Income and Expenditure
- Actuarial gains and losses – changes in the net pensions liability that arise because events have not coincided with assumptions made at the last actuarial valuation or because the actuaries have updated their assumptions – charged to the Pensions reserve and Other Comprehensive Income and Expenditure:
 - Contributions to the pension fund – cash paid as employer's contribution to the pension fund in settlement of liabilities; not accounted for as an expense.
- In relation to retirement benefits, statutory provisions require the Council Fund balance to be charged with the amount payable by the Council to the pension fund or directly to pensioners in the year, not the amount calculated according to the relevant accounting standards. In the Movement in Reserves Statement, this means that there are transfers to and from the Pensions Reserve to remove the notional debits and credits for retirement benefits and replace them with debits for the cash paid to the pension fund and pensioners for

any amounts payable to the fund but unpaid at the year end. The negative balance that arises on the Pensions Reserve thereby measures the beneficial impact to the Council Fund of being required to account for retirement benefits on the basis of cash flows rather than as benefits earned by employees.

- The Council also has restricted powers to make discretionary awards of retirement benefits in the event of early retirements. Any liabilities estimated to arise as a result of an award to any member of staff (including teachers) are accrued in the year of the decision to make the award and accounted for using the same policies as are applied to the Local Government Pension Scheme.

1.8 VAT

VAT payable is included as an expense only to the extent that it is not recoverable from Her Majesty's Revenue and Customs. VAT receivable is excluded from income.

1.9 Overheads and Support Services

In line with the Code of Practice on Local Authority Accounting (the Code) overheads and support services are shown in the relevant service where they are incurred and are not recharged out to supported service areas. Any internal income as a result of transactions between departments is shown in the supplying service line with the corresponding charge being shown in the recipient service line.

1.10 Intangible Assets

The Council accounts for software as intangible assets to the extent that the software is not an integral part of a particular IT system and accounted for as part of the hardware item of Property, Plant and Equipment. The most significant intangible asset is the Wales Community Care Information System (WCCIS) software development costs and licence.

All software is given a finite useful life, based on assessments of the period that the software is expected to be of use to the Council. The useful life used by the Council for the WCCIS is 8 years. Amortisation of the intangible asset is charged on a straight line basis over the useful life and is charged to the Social Services and Wellbeing line in the Comprehensive Income and Expenditure Statement.

1.11 Property, Plant and Equipment

Expenditure on the acquisition, creation or enhancement of Property, Plant and Equipment is capitalised on an accruals basis, provided that it is probable that the future economic benefits or service potential associated with the item will flow to the Council and the cost of the item can be measured reliably. Expenditure that maintains but does not add to an asset's potential to deliver future economic benefits or service potential (i.e. repairs and maintenance) is charged as an expense when it is incurred.

All expenditure on Property, Plant and Equipment is recognised irrespective of value. Expenditure below £40,000 is considered non-enhancing and is immediately impaired unless cumulatively over more than one year the expenditure would amount to more than this value.

Measurement

Assets are initially measured at cost, comprising its purchase price and all expenditure that is directly attributable to bringing the asset into working condition for its intended use. Assets are then carried in the balance sheet using the following measurement bases:

- **Land and buildings** – current value, determined as the amount that would be paid for the asset in its existing use (existing use value – EUV)
- **Non-specialised operational properties** – existing use value (EUV)
- **Specialised operational properties (such as schools)** – depreciated replacement cost (DRC)
- **Vehicles, plant and equipment** – depreciated historical cost

- **Community assets** – historical cost
- **Assets under construction** – historical cost (until they become operational)
- **Infrastructure assets** – depreciated historical cost
- **Surplus assets and investment properties** – fair value
- **Assets held for sale** – lower of carrying amount and fair value less costs of sale

The cost of assets acquired other than by purchase is deemed to be its fair value, unless the acquisition does not have commercial substance (i.e. it will not lead to a variation in the cash flow of the Council). In the latter case, where an asset is acquired via an exchange, the cost of the acquisition is the carrying amount of the asset given up by the Council. The Council does not capitalise borrowing costs incurred whilst assets are under construction.

Revaluations

Assets included in the Balance Sheet at fair value or current value are revalued sufficiently regularly to ensure that their carrying amount is not materially different from their fair value or current value at the year-end. Revaluations of the Council's property assets are undertaken on a 3 year rolling programme basis. Additional asset valuations have been undertaken in 2021-22 to ensure that the values held in the balance sheet are materially correct. Revaluation gains since 1 April 2007 only are recognised in the Revaluation Reserve, the date of its inception. Previous revaluation gains have been consolidated into the Capital Adjustment Account.

Impairment

Assets are assessed at each year-end to determine whether there is any indication that an asset may be impaired. Where indications exist and any possible differences are estimated to be material, the recoverable amount of the asset is estimated and, where this is less than the carrying amount of the asset, an impairment loss is recognised for the shortfall. Where there have been previous revaluation gains against the asset held in the Revaluation Reserve, any subsequent loss is firstly written out against the accumulated Revaluation Reserve with any balance being charged against the Comprehensive Income and Expenditure Statement.

Depreciation

Depreciation is provided for on Property, Plant and Equipment assets by the systematic allocation of their depreciable amounts over their useful lives. Exceptions are made for:

- Heritage assets
- Assets without a determinable finite useful life such as freehold land
- Assets that are not yet available for use i.e. assets under construction, and assets held for sale.

Depreciation is calculated on the value of the asset at the start of the year and on the following bases:

Asset	Policy	Life
Land	No depreciation charged	N/A
Buildings	Straight line depreciation on estimated remaining life	As advised by Valuer (between 1 - 79 years)
Vehicles, plant and equipment	Straight line depreciation on estimated remaining life	3 - 10 years
Infrastructure - Bridges	Straight line depreciation on estimated remaining life	30 years
Infrastructure - Roads	Straight line depreciation on estimated remaining life	15 years
Infrastructure - Other	Straight line depreciation on estimated remaining life	1 - 30 years

Revaluation gains are also depreciated, with an amount equal to the difference between current value depreciation charged on assets and the depreciation that would have been chargeable based on their historical cost being transferred each year from the Revaluation Reserve to the Capital Adjustment Account.

Componentisation

Assets purchased or revalued during the year are reviewed to confirm whether any part of the asset will have a significantly different useful life and a material impact on depreciation. Where this is the case the asset will be componentised and the differing parts will be depreciated over their respective useful lives. Within the Council's asset portfolio there are a number of asset classes where componentisation is not considered, including:

- Equipment – as this is considered immaterial.
- Asset classes which are not depreciated – such as land, investment property, heritage assets, community assets and assets held for sale.

Disposals and Non-current Assets Held for Sale

When it becomes probable that the carrying amount of an asset will be recovered principally through a sale transaction rather than through its continuing use, it is reclassified as an Asset Held for Sale. The criteria for recognising assets as being held for sale are:

- Available for immediate sale in present condition
- Sale highly probable
- Actively marketed
- Sale completion expected within 12 months.

Amounts received for a disposal in excess of £10,000 are categorised as capital receipts.

1.12 Heritage Assets

Heritage Assets are those assets that are intended to be preserved in trust for future generations because of their cultural, environmental or historical worth. Heritage Assets are recognised and measured (including the treatment of revaluation gains and losses) in accordance with the Council's accounting policies on property, plant and equipment. The Council recognises its Civic Regalia and a number of paintings in the Balance Sheet at insurance value. The value of the paintings were added to the Balance Sheet during 2017-18 based on an insurance valuation carried out by professional valuers during the year. According to the Code there is no prescribed minimum period between valuations and the Council does not intend to revalue its Heritage Assets in the near future unless there is evidence of impairment such as physical deterioration or damage, or doubts to their authenticity arise.

1.13 Charges to revenue for non-current assets

Services are debited with the following amounts to record the real cost of holding non-current assets during the year:

- Depreciation attributable to the assets used by the relevant service
- Revaluation and impairment losses on assets used by the service where there are no accumulated gains in the Revaluation Reserve against which the losses can be written off.

The Council is not required to raise council tax to fund depreciation, revaluation or impairment losses or amortisation. However, it is required to make an annual prudent provision from revenue to contribute towards the reduction in its overall borrowing requirement. This is detailed in the Council's Annual Minimum Revenue Provision Statement, and differentiates between supported capital expenditure, unsupported capital expenditure, and Finance Leases / PFI. Depreciation, revaluation and impairment losses and amortisations are therefore replaced by this *Minimum Revenue Provision* (MRP) by way of an adjusting transaction with the Capital Adjustment Account

in the Movement in Reserves Statement for the difference between the two. The Council charges MRP on a straight line basis over 45 years. This ensures that the costs of supported capital expenditure are spread evenly over the lifetime of assets, and that the debt is fully extinguished within forty-five years.

1.14 Revenue Expenditure Funded from Capital Resources under Statute (REFCUS)

Expenditure incurred during the year that may be capitalised under statutory provisions but does not result in the creation of non-current assets has been charged as expenditure to the relevant service in the Comprehensive Income and Expenditure Statement in the year. Examples of such expenditure include home improvement grants, such as Disabled Facilities Grants, town improvement grants and land feasibility studies. Where the Council has determined to meet the cost of these from existing capital resources or by borrowing, a transfer in the Movement in Reserves Statement from the Council Fund Balance to the Capital Adjustment Account then reverses out the amounts charged so there is no impact on the level of council tax. Where this expenditure is funded by grants or contributions, this is also taken to the relevant service area where the expenditure has been charged.

1.15 Leases

Leases are classified as finance leases where the terms of the lease transfer substantially all the risks and rewards incidental to ownership of the property, plant or equipment from the lessor to the lessee. All other leases are classified as operating leases.

Where a lease covers both land and buildings, the land and buildings elements are considered separately for classification.

Arrangements that do not have the legal status of a lease but convey a right to use an asset in return for payment are accounted for under this policy where fulfilment of the arrangement is dependent on the use of specific assets.

The Council as a Lessee

Operating Leases

Rentals paid under operating leases are charged to the Comprehensive Income and Expenditure Statement as an expense of the services benefitting from use of the leased property, plant or equipment. Charges are made on a straight-line basis over the life of the lease, even if this does not match the pattern of payments (e.g. if there is a rent-free period at the commencement of the lease).

The Council as a Lessor

Operating Leases

Where the Council grants an operating lease over a property or an item of plant or equipment, the asset is retained in the Balance Sheet. Rental income is credited to the Comprehensive Income and Expenditure Statement. Credits are made on a straight-line basis over the life of the lease, even if this does not match the pattern of payments (e.g. there is a premium paid at the commencement of the lease). Initial direct costs incurred in negotiating and arranging the lease are added to the carrying amount of the relevant asset and charged as an expense over the lease term on the same basis as rental income.

1.16 Financial Instruments

A financial instrument is a contract that gives rise to a financial asset of one entity and a financial liability or equity instrument of another entity. Non-exchange transactions, such as those relating to taxes and government grants, do not give rise to financial instruments.

Financial Assets

A financial asset is a right to future economic benefits controlled by the Council that is represented by cash, equity instruments or a contractual right to receive cash or other financial assets or a right to exchange financial assets and liabilities with another entity that is potentially favourable to the Council. Financial assets are classified based on a classification and measurement approach that reflects the business model for holding the financial assets and their cash-flow characteristics. There are three main classes of financial assets measured at:

- amortised cost
- fair value through profit or loss (FVPL), and
- fair value through other comprehensive income (FVOCI).

The Council's business model is to hold investments to collect contractual cash flows. Financial assets are therefore classified at amortised cost as they are held solely for payment of principal and interest.

Financial Assets held at Amortised Cost

Financial assets measured at amortised cost are recognised on the Balance Sheet when the Council becomes a party to the contractual provisions of a financial instrument and are initially measured at fair value, which is normally the transaction cost. They are subsequently measured at their amortised cost. Annual credits to the Financing and Investment Income and Expenditure line in the Comprehensive Income and Expenditure Statement (CIES) represent investment and interest income receivable. For the financial assets held by the Council, this means that the amount presented in the Balance Sheet is the outstanding principal receivable (plus accrued investment and interest income).

Any gains or losses that arise on derecognition of an asset are credited or debited to the Financing and Investment Income and Expenditure line in the CIES.

Expected Credit Loss Model

The Council recognises expected credit losses on all its financial assets held at amortised cost, either on a 12 month or lifetime basis. Only lifetime losses are recognised for trade receivables (debtors) held by the Council.

Impairment losses are calculated to reflect the expectation that the future cash flows might not take place because the borrower could default on their obligations. Credit risk plays a crucial part in assessing losses. Where risk has increased significantly since an instrument was initially recognised, losses are assumed on a lifetime basis. Where risk has not increased significantly or remains low, losses are assessed on the basis of 12-month expected losses.

Financial Liabilities

A financial liability is an obligation to transfer economic benefits controlled by the Council and can be represented by a contractual obligation to deliver cash or financial assets or an obligation to exchange financial assets and liabilities with another entity that is potentially unfavourable to the Council. Financial liabilities are initially measured at fair value and carried at their amortised cost. Annual charges to the Financing and Investment Income and Expenditure Section of the Comprehensive Income and Expenditure Statement for interest payable are based on the carrying amount of the liability, multiplied by the effective rate of interest for the instrument. For most of the borrowings that the Council has, this means that the amount presented in the Balance Sheet is the outstanding principal repayable together with any accrued interest and interest charged to the Comprehensive Income and Expenditure Statement for the year according to the loan agreement.

The Council has three Lender's Option Borrower's Option loans (LOBOs) with stepped interest rates. An effective interest rate has been used for these so that these are re-measured amounts for the LOBOs on the Balance Sheet.

The Council does not hold any financial assets or liabilities at Fair Value, however it is required to provide fair value information as appropriate. The inputs to the measurement techniques are categorised in accordance with the following three levels:

- Level 1 inputs – quoted prices (unadjusted) in active markets for identical assets or liabilities that the Council can access at the measurement date.
- Level 2 inputs – inputs other than quoted prices included within Level 1 that are observable for the asset or liability, either directly or indirectly.
- Level 3 inputs – unobservable inputs.

1.17 Inventories and Long Term Contracts

Inventories are included in the Balance Sheet at the lower of cost and net realisable value. Work in progress is subject to an interim valuation at the year end and recorded in the Balance Sheet at cost plus any profit reasonably attributable to the works.

Long term contracts are accounted for on the basis of charging the Surplus or Deficit on the Provision of Services with the value of works and services received under the contract during the financial year.

1.18 Private Finance Initiatives (PFI)

PFI contracts are agreements to receive services, where the responsibility for making available the property, plant and equipment needed to provide the services passes to the PFI contractor. As the Council is deemed to control the services that are provided under the PFI scheme and as ownership of the property, plant and equipment will pass to the Council at the end of the contracts for no additional charge, the Council carries the assets used under these contracts on its Balance Sheet as part of Property, Plant and Equipment.

The original recognition of these assets was balanced by the recognition of a liability for amounts due to the scheme operator to pay for the capital investment.

Non-current Assets recognised on the Balance Sheet are revalued and depreciated in the same way as property, plant and equipment owned by the Council.

The amounts payable to the PFI operators each year are analysed as follows:-

- fair value of the services received during the year – debited to the relevant service in the Comprehensive Income and Expenditure Statement
- finance cost – an interest charge on the outstanding Balance Sheet liability, debited to Financing and Investment Income and Expenditure section of the Comprehensive Income and Expenditure Statement
- payment towards the liability – applied to write down the Balance Sheet liability towards the PFI operator

PFI assets are subject to MRP. The Annual MRP Policy for the Council has deemed this charge to be equivalent to the finance lease liability written down for the year.

1.19 Joint Arrangements

The Council is part of a number of joint arrangements including the Joint Committee for the Cardiff Capital Region City Deal (CCRCDC) which consists of 10 Partner Authorities: Blaenau Gwent; Caerphilly; Cardiff; Merthyr Tydfil; Monmouthshire; Newport; Rhondda-Cynon-Taf; Torfaen; the Vale of Glamorgan and Bridgend. The Joint Committee has been established to oversee delivery of a range of programmes designed to secure sustainable economic growth for the region in order to improve the lives of all in the community, including increasing connectivity and improving physical and digital infrastructure. The contributions to the Joint Committee are classified as Revenue Expenditure Funded from Capital Under Statute (REFCUS). The Council has consolidated the income and expenditure, and the assets and liabilities of the Joint Committee. The Council continues to have administrative responsibilities for Coychurch Crematorium and independent financial statements continue to be prepared and reviewed for this joint committee. The activities of the Coychurch Crematorium joint arrangement

are excluded from the Council's single entity financial statements on the basis of materiality of both assets and population.

1.20 Council Tax Income

All Council Tax income is shown in the Comprehensive Income and Expenditure Statement of the Council with the major preceptors' precepts (principally Police and Crime Commissioner for South Wales) being included as expenditure. Council Tax Income is shown gross in the Comprehensive Income and Expenditure Statement with any amounts allocated as a result of the Council Tax Reduction Scheme recognised as an expense within net costs of services.

1.21 Prior Period Adjustments, Changes in Accounting Policies and Estimates and Errors

Prior period adjustments may arise as a result of a change in accounting policies or to correct a material error. Changes in accounting estimates are accounted for prospectively, i.e. in the current and future years affected by the change and do not give rise to a prior period adjustment. Material errors discovered in prior period figures are corrected retrospectively by amending opening balances and comparative amounts for the prior period. Changes in accounting policies are only made when required by proper accounting practices or the change provides more reliable or relevant information about the effect of transactions, other events and conditions on the Council's financial position or financial performance. Where a change is made, it is applied retrospectively (unless stated otherwise) by adjusting opening balances and comparative amounts for the prior period as if the new policy had always been applied.

1.22 Cash and Cash Equivalents

Cash is represented by cash in hand and deposits with financial institutions repayable without penalty of notice of not more than 24 hours. Cash equivalents are investments that mature in no more than a month or less from the date of acquisition and that are readily convertible to known amounts of cash with insignificant risk of change in value. In the Cash Flow Statement, cash and cash equivalents are shown net of bank overdrafts that are repayable on demand and form an integral part of the Council's cash management.

1.23 Events after the Balance Sheet date

Events after the Balance Sheet date are those events, both favourable and unfavourable, that occur between the end of the reporting period and the date when the Statement of Accounts is authorised for issue. Two types of events can be identified:

- those that provide evidence of conditions that existed at the end of the reporting period – the Statement of Accounts is adjusted to reflect such events.
- those that are indicative of conditions that arose after the reporting period – the Statement of Accounts is not adjusted to reflect such events, but where a category of events would have a material effect, disclosure is made in the notes of the nature of the events and their estimated financial effect.

Events taking place after the date of authorisation for issue are not reflected in the Statement of Accounts.

1.24 Investment Property

Investment properties are those that are used solely to earn rentals and/or for capital appreciation. The definition is not met if the property is used in any way to facilitate the delivery of services or production of goods or is held for sale. Investment properties are measured initially at cost and subsequently at fair value, based on the amount at which the asset could be exchanged between knowledgeable parties at arm's-length. Properties are not depreciated but are revalued annually according to market conditions at the year-end. Gains and losses on revaluation are posted to the Financing and Investment Income and Expenditure line in the Comprehensive Income and Expenditure Statement. The same treatment is applied to gains and losses on disposal.

The Council instructed external valuers Cooke & Arkwright to provide valuations annually as at 31 December for all of the Council's investment portfolio in line with IFRS13. When the fair values of Investment Properties, Surplus Assets and Assets Held for Sale cannot be measured based on quoted prices in active markets (that is **Level 1 inputs**), their fair value is measured using the following valuation techniques:

Level 2 inputs: quoted prices for similar assets or liabilities in active markets at the valuation date

Level 3 inputs: based on most recent valuations, adjusted if necessary through the use of indexation and impairment review

The majority of the investment properties were valued at Level 2 inputs with a number valued at Level 3 inputs.

Rentals received in relation to investment properties are credited to the net Cost of Services and result in a gain for the Council Fund Balance. However, revaluation and disposal gains and losses are not permitted by statutory arrangements to have an impact on the Council Fund Balance. The gains and losses are therefore reversed out of the Council Fund Balance in the Movement in Reserves Statement and posted to the Capital Adjustment Account and (for any sale proceeds greater than £10,000) the Capital Receipts Reserve.

1.25 Local Authority Schools

The Code of Practice on Local Authority Accounting confirms that the balance of control for local Council maintained schools (i.e. those categories of school identified in the School Standards and Framework Act 1998, as amended) lies with the Council. The Code also stipulates that those schools' assets, liabilities and cash flows are recognised in the Council's financial statements (and not the Group Accounts). Therefore, schools' transactions, cash flows and balances are recognised in each of the financial statements as if they were of the Council.

2. Critical Judgements in Applying Accounting Policies

In applying the accounting policies set out above, the Council has had to make certain judgements about complex transactions or those involving uncertainty about future events. The critical judgements made in the Statement of Accounts are:

There is a high degree of uncertainty about future levels of funding for local government. Whilst the Welsh Government has issued indicative funding allocations for the next two years, these are at an all-Wales not a local authority level. However, the Council has determined that this uncertainty is not yet sufficient to provide an indication that the assets of the Council might be impaired as a result of a need to close facilities and reduce levels of service provision.

The Council is deemed to control the services provided under the outsourcing agreement for the provision of a Comprehensive School in Maesteg and also to control the residual value of the school at the end of the agreement. The accounting policies for PFI schemes and similar contracts have been applied to the arrangement and the School has been recognised as Property, Plant and Equipment on the Council's Balance Sheet and is separately identified under note 21c. The school is the Council's only PFI asset.

The Council has a number of interests in other entities however these are not sufficiently material to include within the consolidated financial statements when reviewing both quantitative and qualitative information. In order to ensure compliance with the Code, a range of narrative disclosures have been made in other sections of the accounts.

3. Assumptions made about the future and other major sources of estimated uncertainty

The Statement of Accounts contains estimated figures that are based on assumptions made by the Council about the future or that are otherwise uncertain. Estimates are made taking into account historical experience, current trends and other relevant factors. However, because balances cannot be determined with certainty, actual results could be materially different from the assumptions and estimates.

The items in the Council's Balance Sheet at 31 March 2022 for which there is a significant risk of material adjustment in the forthcoming financial year are as follows:

Plant, Property and Equipment

Revaluation of the Council's assets is undertaken on a 3-year rolling programme. The value of those assets is based upon calculations and estimation techniques following the Royal Institute of Chartered Surveyors (RICS) guidance, and in accordance with IFRS. Revaluation takes account of the value and condition of the asset, relevant components and also de-recognition where appropriate. Additional valuations have been undertaken in the current year to ensure that the assets in the balance sheet are materially correct.

Depreciation of Property, Plant and Equipment

Assets are depreciated over useful lives that are dependent on assumptions about the level of repairs and maintenance that will be incurred in relation to individual assets. The current economic climate may result in spending on repairs and maintenance having to be reduced thus bringing into doubt the useful lives assigned to assets. If the useful life of assets is reduced, depreciation increases and the carrying amount of the assets will fall.

Investment Properties, Surplus Assets and Assets Held for Sale

Fair Value estimations:

The Council instructed external valuers Cooke & Arkwright to provide valuations as at 31 December 2021 for all of the Council's investment portfolio and these were valued in line with IFRS13.

When the fair values of Investment Properties, Surplus Assets and Assets Held for Sale cannot be measured based on quoted prices in active markets (**Level 1 inputs**), their fair value is measured using the following valuation techniques:

Level 2 inputs: quoted prices for similar assets or liabilities in active markets at the balance sheet date;

Level 3 inputs: valuations based on the most recent valuations adjusted to current valuation by the use of indexation and impairment review.

Where possible, the inputs to these valuation techniques are based on observable data, but where this is not possible judgement is required in establishing fair values. These judgements typically include considerations such as uncertainty and risk. Changes in assumptions used could affect the fair value. The external valuers used the most appropriate valuation techniques to determine fair value.

Pensions Liability

Estimation of the net liability to pay pensions depends on a number of complex judgements relating to the discount rate used, the rate at which salaries are projected to increase, changes in retirement ages, mortality rates and expected returns on pension fund assets. A firm of consulting actuaries is engaged to provide the Council with expert advice about the assumptions to be applied.

4. Expenditure and Funding Analysis

2020-21				2021-22		
Net Expenditure Chargeable to the Council Fund Restated	Adjustments between the Funding and Accounting Basis & transfers to Earmarked Reserves (Note 5)	Net Expenditure in the Comprehensive Income and Expenditure Statement		Net Expenditure Chargeable to the Council Fund	Adjustments between the Funding and Accounting Basis & transfers to Earmarked Reserves (Note 5)	Net Expenditure in the Comprehensive Income and Expenditure Statement
£'000	£'000	£'000		£'000	£'000	£'000
120,747	1,560	122,307	Education and Family Support	128,118	(4,598)	123,520
72,654	4,630	77,284	Social Services & Wellbeing	70,395	8,390	78,785
27,849	8,672	36,521	Communities	28,456	11,399	39,855
17,313	3,797	21,110	Chief Executives	18,184	5,345	23,529
38,417	(22,735)	15,682	Council Wide Services	47,096	(23,235)	23,861
	(242)	(242)	Cardiff Capital Region City Deal (CCRCD)		(218)	(218)
276,980	(4,318)	272,662	Net Cost Of Services	292,249	(2,917)	289,332
(277,412)	(4,853)	(282,265)	Other income and Expenditure	(292,587)	(11,530)	(304,117)
	189	189	Cardiff Capital Region City Deal (CCRCD)		(449)	(449)
(432)	(8,982)	(9,414)	Surplus or Deficit	(338)	(14,896)	(15,234)
9,340			Opening Council Fund Balance	9,772		
432			Surplus or (Deficit) on Council Fund for year	338		
9,772			Closing Council Fund Balance as at 31 March	10,110		

5. Note to the Expenditure and Funding Analysis

Adjustments between Funding and Accounting Basis 2020-21 Restated				
Adjustments from Council Fund to arrive at the Comprehensive Income and Expenditure Statements amounts	Adjustments for Capital Purposes (Note 1)	Net change for the Pensions Adjustments (Note 2)	Other Differences (Note 3)	Total Adjustments
	£'000	£'000	£'000	£'000
Education and Family Support	6,846	4,806	(10,092)	1,560
Social Services & Wellbeing	813	3,964	(147)	4,630
Communities	6,120	1,854	698	8,672
Chief Executives	1,688	1,726	383	3,797
Council Wide Services	(2,918)	-	(19,817)	(22,735)
Cardiff Capital Region City Deal (CCRCD)			(242)	(242)
Net cost of services	12,549	12,350	(29,217)	(4,318)
Other income and expenditure from the Expenditure and Funding Analysis	(12,506)	6,460	1,193	(4,853)
Cardiff Capital Region City Deal (CCRCD)			189	189
Difference between Council Fund surplus or deficit and Comprehensive Income and Expenditure Statement Surplus or Deficit on the Provision of Services	43	18,810	(27,835)	(8,982)

Adjustments between Funding and Accounting Basis 2021-22				
Adjustments from Council Fund to arrive at the Comprehensive Income and Expenditure Statements amounts	Adjustments for Capital Purposes (Note 1)	Net change for the Pensions Adjustments (Note 2)	Other Differences (Note 3)	Total Adjustments
	£'000	£'000	£'000	£'000
Education and Family Support	(6,290)	9,060	(7,368)	(4,598)
Social Services & Wellbeing	29	7,452	909	8,390
Communities	7,763	3,634	2	11,399
Chief Executives	1,565	3,504	276	5,345
Council Wide Services	(4,659)		(18,576)	(23,235)
Cardiff Capital Region City Deal (CCRCD)			(218)	(218)
Net cost of services	(1,592)	23,650	(24,975)	(2,917)
Other income and expenditure from the Expenditure and Funding Analysis	(18,766)	6,100	1,136	(11,530)
Cardiff Capital Region City Deal (CCRCD)			(449)	(449)
Difference between Council Fund surplus or deficit and Comprehensive Income and Expenditure Statement Surplus or Deficit on the Provision of Services	(20,358)	29,750	(24,288)	(14,896)

Note 1 - Adjustments for Capital Purposes

The adjustments for capital purposes column adds in depreciation and impairment, revaluation gains and losses and Revenue Expenditure Funded by Capital under Statute (REFCUS) in the services line, and for:

- Other operating expenditure – adjusts for capital disposals with a transfer of income on disposal of assets and the amounts written off for those assets.
- Financing and investment income and expenditure – the statutory charges for capital financing (i.e. the Minimum Revenue Provision) and other revenue contributions are deducted from other income and expenditure as these are not chargeable under generally accepted accounting practices.
- Taxation and non-specific grant income and expenditure – capital grants are adjusted for income not chargeable under generally accepted accounting practices. Revenue grants are adjusted from those receivable in the year to those receivable without conditions or for which conditions were satisfied throughout the year. The Taxation and Non Specific Grant Income and Expenditure line is credited with capital grants receivable in the year without conditions or for which conditions were satisfied in the year.

Note 2 - Net Change for the Pensions Adjustments

The net change for the removal of pension contributions and the addition of IAS19 Employee Benefits pension related expenditure and income:

- For services this represents the removal of the employer pension contributions made by the authority as allowed by statute and the replacement with current service costs and past service costs
- For Financing and Investment Income and Expenditure – the net interest on the defined benefit liability is charged to the CIES.

Note 3 - Other Differences

Other differences between amounts debited / credited to the Comprehensive Income and Expenditure Statement and amounts payable / receivable to be recognised under statute:

- For financing and investment income and expenditure the other differences column recognises adjustments to the Council Fund for the timing differences for premiums and discounts.
- The charge under Taxation and Non-Specific Grant Income represents the difference between what is chargeable under statutory regulations for council tax and NNDR that was projected to be received at the start of the year and the income recognised under generally accepted accounting practices.

6. Expenditure and Income Analysed by Nature

This table sets out how the funding to the Council has been used in providing services in line with generally accepted accounting practices. This will include cash and non-cash transactions including accounting adjustments in line with International Financial Reporting Standards. **A segmental analysis of fees, charges and other service income is presented on the face of the Comprehensive Income and Expenditure Statement.**

2020-21 Restated £'000		2021-22 £'000
	Expenditure	
202,369	Employee expenses	227,131
206,277	Other services expenses	224,812
19,303	Depreciation, amortisation, impairment	6,491
12,253	Interest payments	11,835
25,185	Precepts and levies	26,264
274	(Gain)/Loss on disposal of assets	573
465,661	Total expenditure	497,106
	Income	
(31,282)	Fees, charges and other service income	(36,142)
(147,225)	Income from council tax, non-domestic rates	(155,353)
(295,116)	Government grants and contributions	(319,494)
(910)	Investment Income and other Interest Receivable	(856)
(542)	Other income	(495)
(475,075)	Total income	(512,340)
(9,414)	(Surplus) or Deficit on the provision of services	(15,234)

Notes to the Comprehensive Income and Expenditure Statement

7. Precepts and Levies

Precepts are the amounts paid to non-billing authorities (e.g. community councils) by billing authorities so that they can cover their expenses. Levies are the amounts payable when services are operated over areas covering more than one Council, either on a joint service basis, where one Council administers the service and other Councils contribute to the costs, or by external bodies who levy on the appropriate Councils. The amounts paid were as follows:

2020-21 £'000		2021-22 £'000
	Precepts	
14,861	Police and Crime Commissioner for South Wales	15,632
2,853	Community Councils	2,858
17,714	Total Precepts	18,490
	Levies	
7,056	South Wales Fire and Rescue Authority	7,364
306	Coroners Service	286
91	Archive Service	106
18	Swansea Bay Port Authority	18
7,471	Total Levies	7,774
25,185	Total Precepts and Levies	26,264

8. Revenue Support Grant (RSG)

This is the principal source of finance towards revenue expenditure received from Welsh Government. The amount received in 2021-22 was £166.107 million (£157.816 million for 2020-21).

9. National Non-Domestic Rates (NNDR)

NNDR is organised on a national basis. The Welsh Government (WG) specifies the rate in the pound to be charged (the multiplier) and, subject to the effects of transition arrangements, local businesses pay rates calculated by multiplying their rateable value by the rate in the pound (the multiplier). The multiplier was 53.5p in 2021-22 (53.5p in 2020-21). The total rateable value of the Council equalled £97,485,244 on 31 March 2022 (£98,037,269 on 31 March 2021). The Council is responsible for collecting rates due from ratepayers in its area but pays the proceeds into the NNDR pool administered by WG. WG then redistributes the sums payable back to local authorities pro rata to adult population in each Council's area.

The Council receives a contribution directly from the NNDR pool. The income from this is reflected separately in the Comprehensive Income and Expenditure Statement. This amount was £48.787 million in 2021-22 (£45.312 million in 2020-21).

10. Council Tax

Council Tax Income derives from charges raised from residential properties, which have been classified into ten valuation bands based on the value the property is estimated to have been on 1 April 2005. Charges are calculated by taking the amount of income required for Bridgend County Borough Council, each Community Council and the Police and Crime Commissioner for South Wales and dividing this by the Council Tax base. The Council Tax base is the total number of properties in each band adjusted by a factor to convert the number to a Band D equivalent, which is then adjusted for discounts. The gross tax base is then multiplied by the estimated collection rate to give the net tax base on which the budget is set – this was 54,329.46 Band D equivalents for 2021-22 (54,492.29 in 2020-21). The average charge for a Band D property is £1,937.33 in 2021-22 (£1,862.14 in 2020-21 on average) and this is multiplied by the factor specified for the particular band to give the individual amount due.

Council Tax bills were based on the following multipliers for bands A* to I and the number of properties in each band were as follows:

Band	A*	A	B	C	D	E	F	G	H	I
Factor	5/9	6/9	7/9	8/9	9/9	11/9	13/9	15/9	18/9	21/9
Chargeable Dwellings	26	10,183	14,945	14,306	10,605	7,688	4,276	1,428	288	88

A* - in Band A but affected by disability reduction. Analysis of the net proceeds from Council Tax is as follows:

2020-21 £'000		2021-22 £'000
(101,913)	Council Tax Collectable	(106,566)
(1,261)	Welsh Government Hardship Fund	(1,151)
	Less:	
2,853	Payable to Community Councils	2,858
14,861	Payable to Police and Crime Commissioner for South Wales	15,632
1,450	Provision for non-payment of Council Tax increase/(decrease)	1,273
(84,010)		(87,954)

The Council received £1.151 million (£1.261 million in 2020-21) from the Welsh Government Hardship Fund for loss of income from Council Tax.

11. Grants

In addition to the Revenue Support Grant, the Council credited the following grants and contributions to the Comprehensive Income and Expenditure Statement.

2020-21 RESTATED	Specific Grants credited to Services	2021-22 £'000
(37,133)	Housing Benefit Subsidy	(34,347)
(6,584)	Post 16 Grant	(6,895)
(4,953)	Education Improvement Grant	(4,963)
(4,980)	Pupil Development Grant	(6,067)
(5,955)	Housing Support Grant (previously Supporting People)	(7,427)
(8,244)	Other Education & Family Support	(13,565)
(3,896)	Other Social Services & Wellbeing	(4,546)
(9,022)	Others	(13,204)
(2,758)	Concessionary Fares Grant	(3,041)
(3,031)	Flying Start	(3,205)
(2,315)	Recruit Recover & Raise Standards (inc. Accelerated Learning Programme)	(3,574)
-	Social Care Recovery Fund	(2,916)
-	Social Care Pressures Grant	(2,221)
(1,771)	Social Care Workforce Grant (previously Sustainability Grant)	(2,221)
(737)	Housing/Council Tax Benefit Administration	(456)
(2,048)	Integrated Care Fund	(2,304)
(1,787)	Families First	(1,690)
(24,643)	Covid Grants	(14,763)
(1,689)	General Capital Grant	(39)
(1,540)	Other Capital Grants	(5,027)
(206)	Cardiff Capital Region City Deal (CCRCD)	(432)
(123,292)	Total	(132,903)

2020-21 £'000	Other Government Grants credited to Taxation and Non-specific Grant Income	2021-22 £'000
(12,325)	Capital Grants and Contributions	(18,844)
(422)	CCRCD	(489)
(12,747)	Total	(19,333)
(136,039)	Total	(152,236)

The tables above includes £14.763m Covid-19 grant income (£24.643m in 2020-21). This is made up of the following;

2020/21 £'000	Covid Grants	2021/22 £'000
(23,136)	Hardship Funding	(12,864)
-	Cost of Living Grant	(1,236)
(562)	Coronavirus Childcare Assistance Scheme	-
(304)	Test, Trace & Protect	(421)
(641)	Other Covid Support Grants	(242)
(24,643)	Total	(14,763)

In addition to this, the Council administered a number of other Covid-19 related grants on behalf of the Welsh Government, which because the authority was acting in the role of an agent for the Welsh Government, did not pass through the CIES. These can be found within the narrative report on page 7.

12. Leases

Council as a Lessee

Operating Leases

The future minimum lease payments due under non-cancellable leases in future years are:

2020-21 £'000		2021-22 £'000
(428)	Not later than one year	(376)
(1,171)	Later than one year but less than five years	(968)
(6,491)	Later than five years	(6,319)
(8,090)	Total	(7,663)

Expenditure charged in the year to the Service areas was £0.428 million made up of minimum lease payments of £0.016 million and £0.412 million for contingent rents (2020-21: £0.694 million made up of £0.069 million minimum lease payments and £0.625 million contingent rents).

Council as a Lessor

Operating Leases

The Council leases out property for economic purposes to provide affordable accommodation for local businesses. The future rentals receivable under operating leases are:-

2020-21 £'000		2021-22 £'000
78	Not later than one year	102
159	Later than one year but less than five years	159
1,681	Later than five years	1,689
1,918	Total	1,950

13. Private Finance Initiative (PFI)

During the 2008-09 financial year, the Council commenced payment under a Private Finance Initiative (PFI) arrangement for the provision of a Secondary School in Maesteg – this contract was entered into in 2007-08 and will run until August 2033. There is a commitment of £30.5 million (Net Present Value) over the duration of the contract, which is to be funded by Revenue Support Grant agreed by the Welsh Government, and Council / Delegated School Budget.

The total unitary payment is divided into the service charge element, the repayment of the liability element and the interest element. The charges are shown below:

2020-21 £'000	Unitary Charge	2021-22 £'000
693	Service Charge Element	703
1,203	Interest Element	1,145
743	Finance Lease Liability	801
2,639	Total	2,649

These payments will be made over the life of the PFI contract and estimates for subsequent years are as detailed below at current prices.

Unitary Charge	2022-23 £'000	2023-24 to 2027-28 £'000	2028-29 to 2032-33 £'000	2033-34 £'000	TOTAL £'000
Service Charge Element	502	2,511	2,512	495	6,020
Interest Element	1,084	4,314	1,873	14	7,285
Finance Lease Liability	863	5,421	7,861	620	14,765
Total	2,449	12,246	12,246	1,129	28,070

14. Pooled Fund Arrangements

There are some formal pooled budget arrangements between the Council and Cwm Taf Morgannwg University Health Board under Section 33 NHS (Wales) Act 2006.

Purpose of Partnership	Partner	Year	Gross Income Of Partnership £'000	Gross Expenditure of Partnership £'000	Council's Contribution £'000
Provision of day opportunities for people recovering from mental health problems.	Cwm Taf-Morgannwg University Health Board	2020-21	(514)	514	257
		2021-22	(644)	644	322
Provision of specified community equipment for service users to enable them to continue to live in their own homes. Rhondda Cynon Taf are the lead partner	Rhondda Cynon Taff CBC Merthyr Tydfil CBC Cwm Taf Morgannwg University Health Board	2020-21	(3,012)	3,317	691
		2021-22	(3,272)	3,436	761
Provision of integrated community support services	Cwm Taf-Morgannwg University Health Board	2020-21	(4,686)	4,686	2,231
		2021-22	(4,795)	4,795	2,133
Cwm Taf Morgannwg Care Home Accommodation	Rhondda Cynon Taff CBC Merthyr Tydfil CBC Cwm Taf Morgannwg University Health Board	2020-21	-	-	-
		2021-22	(52,717)	52,704	9,692

The Cwm Taf Morgannwg Care Home Accommodation is a new pooled fund which came into effect from May 2021.

15. Officers' Remuneration

Four separate disclosures are required to ensure compliance with the Accounts and Audit (Wales) Regulations 2014, the Accounts and Audit (Wales) (Amendments) Regulations 2018 and the CIPFA Code.

Disclosure 1 – Ratio of the Remuneration of the Chief Executive to the median remuneration of all the Council's employees

The ratio of the remuneration of the Chief Executive to the median remuneration of all the Council's employees was 6.30 (2020-21 6.30). The median remuneration of all employees was £23,023 (2020-21: £22,183).

Disclosure 2 – Table of Officers' Remuneration over £60,000

The number of employees (including teachers) whose remuneration, excluding pension contributions, was £60,000 or more for the year is as follows.

2020-21 including Redundancy Costs	Remuneration Band	Number of Employees			
		2021-22 inc Redundancy Costs (Note 1)	2021-22 exc Redundancy Costs (Note 2)	Number of Teachers inc in Figures exc Redundancy (Note 2)	Number of Non-Teachers inc in Figures exc Redundancy (Note 2)
34	£60,000 - £64,999	41	41	36	5
22	£65,000 - £69,999	21	21	16	5
15	£70,000 - £74,999	16	16	16	-
3	£75,000 - £79,999	5	5	5	-
3	£80,000 - £84,999	5	3	3	-
5	£85,000 - £89,999	7	7	1	6
6	£90,000 - £94,999	1	1	1	-
3	£95,000 - £99,999	3	3	3	-
2	£100,000 - £104,999	3	3	3	-
2	£105,000 - £109,999	2	2	2	-
1	£110,000 - £114,999	2	2	1	1
1	£115,000 - £119,999	2	2	-	2
-	£120,000 - £124,999	1	1	1	-
-	£125,000 - £129,999	-	-	-	-
-	£130,000 - £134,999	-	-	-	-
1	£135,000 - £139,999	-	-	-	-
-	£140,000 - £144,999	-	-	-	-
-	£145,000 - £149,999	1	1	-	1
98		110	108	88	20

Note 1: These costs include redundancy costs and payments in lieu of notice at time of departure as well as any applicable pension strain costs, which are the costs of the early payment of benefit payable by the Council to the Pension Fund when a member of staff over 55 is made redundant.

Note 2: These are officers still in post, of which there are 108 individuals with remuneration of £60,000 or more, including:

- a) 88 Headteachers and Deputy Headteachers, and
- b) 20 Senior Managers of the Council, including the Senior Officers shown in Disclosure 3 below, and Heads of Service.

Disclosure 3 – Table of Senior Officers’ Remuneration (including Pensions Contributions)

Job Title	Salary		Pension Contributions (note 1)		Total Remuneration including Pension Contributions	
	2020-21 £	2021-22 £	2020-21 £	2021-22 £	2020-21 £	2021-22 £
Chief Executive Officer & Head of Paid Service (Note 2)	139,768	145,099	27,674	28,730	167,442	173,829
Corporate Director - Education and Family Support	113,486	115,188	22,470	22,807	135,956	137,995
Corporate Director - Communities	109,812	112,741	21,743	22,323	131,555	135,064
Corporate Director - Social Services & Wellbeing	109,073	115,188	21,596	22,807	130,669	137,995
Chief Officer – Finance, Performance and Change (Note 3)	-	30,400	-	6,019	-	36,419
Chief Officer – Legal and Regulatory Services, Human Resources and Corporate Policy	84,973	91,785	15,921	17,685	100,894	109,470

Notes

- Note 1 No ‘Taxable Expenses’ or ‘Benefits in kind’ were paid in the year. Pension Contributions relate to actual payments made.
- Note 2 The Chief Executive Officer figures excludes payment for Election Duties which amounted to £12,837 for the Senedd and Police and Crime Commissioner elections in 2021-22. There were no elections in 2020-21.
- Note 3 The Chief Officer – Finance, Performance and Change role was filled on an interim arrangement which ended 16 December 2021. The Interim Chief Officer – Finance, Performance and Change was appointed under a contractual arrangement with the Welsh Local Government Association. The costs incurred in this arrangement during the year were £101,960 (2020-21 £150,807). The Chief Officer – Finance, Performance and Change post was appointed to on the 6 December 2021.

Disclosure 4 – Table on Exit Packages

The number of exit packages approved in the year with total cost per band (£’s) and total cost of compulsory and other redundancies are set out in the table below:

Exit Package Cost Band (including Special Payments)	Number of Compulsory Redundancies		Number of Other Departures Agreed		Total Number of Exit Packages by Cost Band		Total Cost of Exit Packages in Each Band	
	2020-21 £	2021-22 £	2020-21 £	2021-22 £	2020-21 £	2021-22 £	2020-21 £	2021-22 £
£0 - £20,000	4	3	4	2	8	5	38,221	22,161
£20,001 - £40,000	5	3	-	1	5	4	139,512	96,970
£40,001 - £60,000	2	1	-	-	2	1	101,959	57,306
£60,001 - £80,000	-	1	-	-	-	1	-	60,860
	11	8	4	3	15	11	279,692	237,297

16. Members' Allowances

The allowances for Councillors are shown in the table below.

2020-21 £'000		2021-22 £'000
581	Basic Salary (all Members)	580
468	Senior Salary	492
48	Civic Salary	52
1,097	Total	1,124

Full details of the 'salary' arrangements are available on the Council's website, and details of all Member earnings are also published annually on the Council's website.

<https://www.bridgend.gov.uk/my-council/democracy-and-elections/councillors-remuneration/>

17. External Audit Costs

Bridgend County Borough Council incurred the following fees relating to external audit and inspection.

2020-21 £'000		2021-22 £'000
182	Financial Statement Audit	188
97	Performance Audit	101
279	External Audit Services	289
37	Grant Claims and Returns	34
316	Total	323

18. Participation in Joint Committees and Joint Arrangements

The Council participated in a number of Joint Committees and Joint Arrangements during the year. The amounts contributed by the Council are set out below.

	2020-21 £'000	2021-22 £'000
Cardiff Capital Region City Deal (CCRCD)	293	109
Central South Consortium Joint Education Service	554	549
Joint Adoption Service	949	949
Shared Regulatory Service	1,658	1,890
Shared Internal Audit Service	179	138
Glamorgan Archives	92	106
Joint Vehicle Maintenance	124	124
Coychurch Crematorium	-	-
Margam Crematorium	-	-
Total	3,849	3,865

The Council participated in Joint Committee's for Coychurch and Margam Crematoria but did not need to make a financial contribution in 2020-21 or 2021-22.

19. Related Party Transactions

The Council is required to disclose material transactions with related parties – bodies or individuals that have the potential to control or influence the Council or to be controlled or influenced by the Council. Disclosure of these

transactions allows readers to assess the extent to which the Council might have been constrained in its ability to operate independently or might have been able to limit another party's ability to bargain freely with the Council.

Welsh Government

Welsh Government has significant influence over the general operations of the Council – it is responsible for providing the statutory framework within which the Council operates; provides the majority of its funding in the form of grants and prescribes the terms of many of the transactions that the Council has with other parties (e.g. council tax bills). Grants received from government departments are set out in Notes 8 and 9 above.

Members

Members of the Council have direct control over the Council's financial and operating policies. Members' external interests are maintained in a register, which is available for inspection on the Council's website. The total of members' allowances paid is shown in Note 16. Payments made to organisations where Members had an interest included Care and Repair (Bridgend) £1,438,302 (£1,444,123 in 2020-21), Bridgend County Borough Citizens Advice Bureau £275,112 (£288,501 in 2020-21) and Bridgend Association of Voluntary Organisations £749,780 in 2021-22 (£698,952 in 2020-21). In all instances, the grants were made with proper consideration of declarations of interest. The relevant members did not take part in any discussion or decision relating to the grants. Other payments made to organisations where members declared interests totalled £684,834 (£500,714 in 2020-21). Balances owed by the Council as at 31 March 2021 included Care & Repair £176,075 (£23,299 in 2020-21) and Bridgend Lifesavers Credit Union Ltd nil (£23,299 2019-20). Amounts owed to the Council as at 31 March 2022 included Sarn Centre Association £8,318 (£9,986 in 2020-21), Maesteg Town Council £29,437 (£29,437 in 2020-21) and Porthcawl Town Council £10,094 (Nil in 2020-21).

Chief Officers

During 2021-22 the Head of Adult Social Care sat on the Board of Capita Glamorgan Consultancy Ltd. The Council owns 14.7% of the shares of the company and holds voting rights to this value on the Board. During 2021-22 the Council was charged £958,936 (2020-21: £921,102) in respect of goods, services and capital works. The balance owed by the council at the 31 March 2022 was £37,647 (Nil in 2020-21). In addition the Head of Operations Community Services sits on the Board of CSC Foundry Ltd, a special purpose vehicle which is a wholly owned subsidiary of the City Deal Joint Committee. Details of the payments made to the Cardiff Capital Region City Deal are included in note 18 to the accounts.

The Interim Chief Officer Finance, Performance and Change is an Independent Member of the Health Education and Improvement Wales Board. The Council had no business transactions with the health authority in 2021-22.

Other Joint Committees

Details of the amounts paid under Joint Committees is shown in Note 18.

Glamorgan Archives Joint Committee

The Glamorgan Record Office is managed and administered by the Glamorgan Archives Joint Committee under powers conferred by the Local Government (Wales) Act 1994.

Coychurch Crematorium

Coychurch Crematorium is subject to the control of a Joint Committee of Members from Bridgend CBC, Rhondda Cynon Taf CBC and the Vale of Glamorgan CBC. Financial statements for this Joint Committee are available on the Bridgend CBC website (www.bridgend.gov.uk).

Margam Crematorium

Margam Crematorium is subject to the control of a Joint Committee of Members from Neath Port Talbot County Borough Council, who manage the Crematorium. Financial Statements for this Joint Committee are available on the Neath Port Talbot CBC website (www.npt.gov.uk)

Other Public Bodies

The Council has a number of pooled budget arrangements with Cwm Taf Morgannwg University Health Board as detailed in Note 14. It also pays a management fee to the Awen Trust for cultural related services which is a not for profit organisation. The amount paid to Awen in 2021-22 was £3,732,670 (2020-21: £3,736,426). The balance owed

by the Council to Awen as at 31 March 2022 is nil (2020-21 £17,540) and a balance outstanding of £61,151 was owed to the Council at the 31 March 2022. The Board of Awen Cultural Trust has two Councillors as Board members.

Notes to the Movement in Reserves Statement

20. Adjustments between Accounting Basis and Funding Basis under Regulations

This note details the adjustments that are made to the total Comprehensive Income and Expenditure recognised by the Council in the year in accordance with proper accounting practice to the resources that are specified by statutory provisions as being available to the Council to meet future capital and revenue expenditure.

The following sets out a description of the reserves that the adjustments are made against.

Council Fund Balance

This is the statutory fund into which all the receipts of the Council are required to be paid and out of which all liabilities of the Council are to be met, except to the extent that statutory rules might provide otherwise. These rules can also specify the financial year in which liabilities and payments should impact on the Council Fund Balance, which is not necessarily in accordance with proper accounting practice. The Council Fund Balance therefore summarises the resources that the Council is statutorily empowered to spend on its services or on capital investment (or the deficit or resources that the Council is required to recover) at the end of the financial year.

Capital Receipts Reserve

The Capital Receipts Reserve holds the proceeds from the disposal of land or other assets, which are restricted by statute from being used other than to fund new capital expenditure, or to be set aside to finance historical capital expenditure. The balance on the reserve shows the resources that have yet to be applied for these purposes at the year-end.

Capital Grants Unapplied

The Capital Grants Unapplied Account holds the grants and contributions received towards capital projects for which the Council has met the conditions that would otherwise require repayment of the monies, but which have yet to be applied to meet expenditure. The balance is restricted by grant terms as to the capital expenditure against which it can be applied and/or the financial year in which this can take place.

Unusable Reserves

This includes the Revaluation Reserve which contains the gains made by the Council arising from increases in the value of its Property, Plant and Equipment; the Pensions Reserve which absorbs the timing differences arising from the different arrangements for accounting for post-employment benefits and for funding benefits in accordance with statutory provisions; the Capital Adjustment Account which absorbs the timing differences arising from the different arrangements for accounting for the consumption of non-current assets and for financing and acquisition, construction or enhancement of those assets under statutory provisions; the Financial Instruments Adjustment Account which absorbs the timing differences arising from the different arrangements for accounting for income and expenses relating to certain financial instruments and for bearing losses or benefitting from gains per statutory provisions; and the Short-term Accumulated Compensated Absences Account which absorbs the differences that would otherwise arise on the Council Fund Balance from accruing holiday entitlements earned but not taken in the year.

The tables below detail the adjustments for 2020-21 for comparative purposes and the adjustments for 2021-22.

2020-21	Usable Reserves			Unusable Reserves £'000
	Council Fund Balance £'000	Capital Receipts Reserve £'000	Capital Grants Unapplied £'000	
Adjustment to the Revenue Resources				
<i>Amounts by which income and expenditure included in the Comprehensive Income and Expenditure Statement are different from revenue for the year calculated in accordance with statutory requirements:</i>				
Pensions costs (transferred to (or from) the Pensions Reserve)	18,810			(18,810)
Financial Instruments (transferred to the Financial Instruments Adjustment Account)	(9)			9
Holiday Pay (transferred to the Accumulated Absences Reserve)	(147)			147
Reversal of entries included in the Surplus or Deficit on the Provision of Services in relation to capital expenditure (those items are charged to the Capital Adjustment Account)	21,962			(21,962)
Total Adjustments to Revenue Resources	40,616	-	-	(40,616)
Adjustments between Revenue and Capital Resources				
Transfer of non-current asset sale proceeds from revenue to the Capital Receipts Reserve	(3,213)	3,213		
Statutory provision for the repayment of debt (transfer from the Capital Adjustment Account)	(5,172)			5,172
Capital expenditure financed from revenue balances (transfer to the Capital Adjustment Account)	(1,209)			1,209
Total adjustments between Revenue and Capital Resource	(9,594)	3,213	-	6,381
Adjustments to Capital Resources				
Use of the Capital Receipts Reserve to finance capital expenditure		(302)		302
Application of capital grants to finance capital expenditure	(12,325)			12,325
Cash payments in relation to deferred capital receipts			(29)	29
Total adjustments to Capital Reserves	(12,325)	(302)	(29)	12,656
CCRC	289			(289)
Total Adjustments	18,986	2,911	(29)	(21,868)

2021-22	Usable Reserves			Unusable Reserves £'000
	Council Fund Balance £'000	Capital Receipts Reserve £'000	Capital Grants Unapplied £'000	
Adjustment to the Revenue Resources				
<i>Amounts by which income and expenditure included in the Comprehensive Income and Expenditure Statement are different from revenue for the year calculated in accordance with statutory requirements:</i>				
Pensions costs (transferred to (or from) the Pensions Reserve)	29,750			(29,750)
Financial Instruments (transferred to the Financial Instruments Adjustment Account)	(10)			10
Holiday Pay (transferred to the Accumulated Absences Reserve)	273			(273)
Reversal of entries included in the Surplus or Deficit on the Provision of Services in relation to capital expenditure (those items are charged to the Capital Adjustment Account)	7,084			(7,084)
Total Adjustments to Revenue Resources	37,097	-	-	(37,097)
Adjustments between Revenue and Capital Resources				
Transfer of non-current asset sale proceeds from revenue to the Capital Receipts Reserve	(254)	254		-
Statutory provision for the repayment of debt (transfer from the Capital Adjustment Account)	(7,324)			7,324
Capital expenditure financed from revenue balances (transfer to the Capital Adjustment Account)	(1,020)			1,020
Total adjustments between Revenue and Capital Resource	(8,598)	254	-	8,344
Adjustments to Capital Resources				
Use of the Capital Receipts Reserve to finance capital expenditure				-
Application of capital grants to finance capital expenditure	(18,844)			18,844
Cash payments in relation to deferred capital receipts			5,759	(5,759)
Total adjustments to Capital Reserves	(18,844)	-	5,759	13,085
CCRCD	(235)			235
Total Adjustments	9,419	254	5,759	(15,433)

Notes to the Balance Sheet

21. Non-current Assets

a) Capital commitments

As at 31 March the Council had the following material capital commitment.

2020-21 £'000		2021-22 £'000
5,960	Porthcawl Coastal Defence Scheme	-
5,960	Total	-

b) Notes on Non-current Assets

Voluntary-aided & Voluntary-controlled Schools

The Council recognises the only Voluntary-controlled School on its Balance Sheet. This is Pen-y-Fai Church in Wales Primary School. The four voluntary-aided primary schools and one voluntary-aided comprehensive school are not assets of the Council and therefore not included in the Balance Sheet.

c) Non-current Assets valuation

Non-current Assets are included in the Balance Sheet on the valuation basis set out in the Statement of Accounting Policies. All assets are valued on a rolling 3-year basis as at 31 December with a review to 31 March, which confirmed no significant changes in value during that period. For 2021-22 additional valuations were carried out to ensure that the assets as stated in the Balance Sheet are materially correct. These valuations were undertaken by Council Surveyors in accordance with the Statements of Asset Valuation, Practice and Guidance Notes of the Royal Institution of Chartered Surveyors for non-investment assets, investment assets being valued independently by Cooke & Arkwright. Cooke & Arkwright also valued a number of surplus assets.

Summary of Property, Plant & Equipment (PPE) Restated	Other Land and Buildings	Vehicle, Plant and Equipment	Community Assets	Surplus Assets	Assets Under Construction	Total PPE Assets	PFI Assets Included in PPE
	£'000	£'000	£'000	£'000	£'000	£'000	£'000
Cost or Valuation							
At 1 April 2020	439,596	12,244	4,949	17,108	816	474,713	22,868
Additions	6,192	2,685	46	70	3,373	12,366	
Accumulated Depreciation and Impairment written out to Gross Carrying Amount	(5,531)	-	-	-	-	(5,531)	
Revaluation increases/(decreases) recognised in the Revaluation Reserve	8,055	-	-	(285)	-	7,770	
Revaluation increases/(decreases) recognised in the Surplus/Deficit on the Provision of Services	1,063	-	(8)	(303)	-	752	
Derecognition - Disposals	(973)	-	-	-	-	(973)	
Derecognition - other	(1,153)	-	-	-	-	(1,153)	
Assets reclassified (to)/from Held for Sale	-	-	-	(2,500)	-	(2,500)	
Other Movements in Cost or Valuation	2,091	-	-	-	(2,091)	-	
CCRCD Assets					234	234	
At 31 March 2021	449,340	14,929	4,987	14,090	2,332	485,678	22,868
Accumulated Depreciation and Impairments							
At 1 April 2020	(13,800)	(5,502)	(37)	-	-	(19,339)	(1,216)
Depreciation Charge for the year	(10,542)	(1,473)	-	-	(11)	(12,026)	(1,213)
Accumulated Depreciation and Impairment written out to Gross Carrying Amount	5,531	-	-	-	-	5,531	
Accumulated impairment written off (where no account balance at 1 April)						-	
Acc. Depreciation WO to GCA	(975)	-	-	-	-	(975)	
Impairment Losses/(Reversals) recognised in the Revaluation Reserve	-	-	-	-	-	-	
Impairment Losses/(Reversals) recognised in the Surplus/Deficit on the Provision of Services	(178)	(111)	-	-	-	(289)	
Derecognition - disposals	46	-	-	-	-	46	
Derecognition - other	1,153					1,153	
Other Movements	(12)	-	1	-	11	-	
At 31 March 2021	(18,777)	(7,086)	(36)	-	-	(25,899)	(2,429)
NBV as at 1 April 2020	425,796	6,742	4,912	17,108	816	455,374	21,652
NBV as at 31 March 2021	430,563	7,843	4,951	14,090	2,332	459,779	20,439

Summary of Property, Plant & Equipment (PPE)	Other Land and Buildings	Vehicle, Plant and Equipment	Community Assets	Surplus Assets	Assets Under Construction	Total PPE Assets	PFI Assets Included in PPE
	£'000	£'000	£'000	£'000	£'000	£'000	£'000
Cost or Valuation							
At 1 April 2021	449,340	14,929	4,987	14,090	2,332	485,678	22,868
Additions	7,819	1,156	38	5	3,410	12,428	
Accumulated Depreciation and Impairment written out to Gross Carrying Amount	(25,450)	-	-	-	-	(25,450)	(3,635)
Revaluation increases/(decreases) recognised in the Revaluation Reserve	60,230	-	-	(76)	-	60,154	6,783
Revaluation increases/(decreases) recognised in the Surplus/Deficit on the Provision of Services	13,938	-	-	-	-	13,938	9
Derecognition - Disposals	(842)	-	-	-	-	(842)	
Derecognition - other	(1,335)	-	-	-	-	(1,335)	-
Assets reclassified (to)/from Held for Sale	-	-	-	-	-	-	-
Other Movements in Cost or Valuation	(3,562)	-	-	(29)	3,591	-	-
CCRCD Assets		394			(159)	235	
At 31 March 2022	500,138	16,479	5,025	13,990	9,174	544,806	26,025
Accumulated Depreciation and Impairments							
At 1 April 2021	(18,777)	(7,086)	(36)	-	-	(25,899)	(2,429)
Depreciation Charge for the year	(10,674)	(1,821)	(3)	-	-	(12,498)	(1,213)
Accumulated Depreciation and Impairment written out to Gross Carrying Amount	25,450	-	-	-	-	25,450	3,635
Accumulated impairment written off (where no account balance at 1 April)	-	-	-	-	-	-	-
Acc. Depreciation WO to GCA	-	-	-	-	-	-	-
Impairment Losses/(Reversals) recognised in the Revaluation Reserve	(28)	-	-	-	-	(28)	-
Impairment Losses/(Reversals) recognised in the Surplus/Deficit on the Provision of Services	(2,103)	-	-	-	-	(2,103)	-
Derecognition - disposals	15	-	-	-	-	15	-
Derecognition - other	1,335					1,335	
Other Movements	42	1	-	-	(42)	1	
CCRCD Depreciation		(56)				(56)	
At 31 March 2022	(4,740)	(8,962)	(39)	0	(42)	(13,783)	(7)
NBV as at 1 April 2021	430,563	7,843	4,951	14,090	2,332	459,779	20,439
NBV as at 31 March 2022	495,398	7,517	4,986	13,990	9,132	531,023	26,018

In accordance with the Temporary Relief offered by the Update to the Code on infrastructure assets this note does not include disclosure of gross cost and accumulated depreciation for infrastructure assets because historical reporting practices and resultant information deficits mean that this would not faithfully represent the asset position to the users of the financial statements.

The Council has chosen not to disclose this information as the previously reported practices and resultant information deficits mean that gross cost and accumulated depreciation are not measured accurately and would not provide the basis for the users of the financial statements to take economic or other decisions relating to infrastructure assets.

2020-21 £'000	Infrastructure	2021-22 £'000
67,559	Net Book Value at 1 April	69,593
7,526	Additions	11,919
-	Derecognition	-
(5,305)	Depreciation	(5,181)
(186)	Impairment	(19)
(1)	Other movements in Cost	-
69,593	Net Book Value at 31 March	76,312

The Council has determined in accordance with Regulation 24L of the Local Authorities (Capital Finance and Accounting) (Wales) Regulations 2003 (as amended) that the carrying amounts to be derecognised for infrastructure assets when there is replacement expenditure is nil.

Summary of Property, Plant & Equipment (PPE)

2020-21 £'000	Property, Plant & Equipment (PPE) Reconciliation	2021-22 £'000
69,593	Infrastructure Assets	76,312
459,779	Other PPE assets	531,023
529,372	Total PPE Assets	607,335

d) Intangible Assets.

The Intangible asset refers to the Wales Community Care Information System, WCCIS. As at 31 March 2022 the remaining life of the asset was 2 years.

Intangible Assets	£'000
Cost or Valuation	
At 1 April 2020	6,040
At 31 March 2021	6,040
Accumulated Amortisation and Impairments	
At 1 April 2020	(3,008)
Amortisation Charge for the year	(561)
At 31 March 2021	(3,569)
NBV as at 1 April 2020	3,032
NBV as at 31 March 2021	2,471

Intangible Assets	£'000
Cost or Valuation	
At 1 April 2021	6,040
At 31 March 2022	6,040
Accumulated Amortisation and Impairments	
At 1 April 2021	(3,569)
Amortisation Charge for the year	(561)
At 31 March 2022	(4,130)
NBV as at 1 April 2021	2,471
NBV as at 31 March 2022	1,910

e) Sources of finance for Capital Expenditure

2020-21 £'000		2021-22 £'000
(6,367)	Loans	(10,569)
(15,280)	Government grants	(17,830)
(302)	Capital receipts	-
(1,209)	Revenue contribution	(1,020)
(303)	Other contributions	(322)
(23,461)	Total	(29,741)

f) Revenue Expenditure Funded from Capital under Statute

These relate to capital expenditure that does not result in a tangible non-current asset. They include renovation grants and contributions towards capital expenditure incurred by other parties.

2020-21 £'000	2020-21 CCRCD £'000	2020-21 Total £'000		2021-22 £'000	2021-22 CCRCD £'000	2021-22 Total £'000
3,569	102	3,671	Revenue Expenditure Funded from Capital Under Statute	5,394	37	5,431
(3,228)	(102)	(3,330)	Grants and Contributions	(5,066)	(37)	(5,103)
341	-	341	Total	328	-	328

g) Capital financing requirement and the financing of capital expenditure

2020-21 £'000	Capital Financing Requirement	2021-22 £'000
171,776	Opening Capital Financing Requirement	172,971
	Capital Investment	
19,892	Property, Plant and Equipment and Intangible Assets	24,347
3,569	Revenue Expenditure Funded from Capital under Statute	5,394
	Sources of Finance	
(15,583)	Grants & Contributions	(18,152)
(302)	Capital receipts applied	-
(1,209)	Revenue Contributions	(1,020)
(2,927)	Minimum Revenue Provision	(2,970)
(1,502)	Unsupported Borrowing MRP	(3,553)
(743)	PFI School MRP	(801)
172,971	Closing Capital Financing Requirement	176,216
	Explanation for Movements in Year	
1,059	Increase/(Decrease) in Underlying Need to Borrow (supported by government financial assistance)	983
879	Increase/(Decrease) in Underlying Need to Borrow (unsupported by government financial assistance)	3,063
(743)	Assets acquired under PFI Contract	(801)
1,195	Increase/(Decrease) in Capital Financing Requirement	3,245

h) Capital Receipts In Advance

This includes a combination of capital grants received in advance in respect of proposed heat schemes for 2021-22 was £2.649 million (2020-21: £2.168 million) plus section 106 contributions received from developers which will be committed to, and used to fund, current and future schemes in line with the specific requirements of the agreements of £6.223 million (2020-21: £5.817 million).

i) Capital Grants Unapplied

This includes a combination of capital grants received but the expenditure to be financed from the grants has yet to be incurred therefore it is held for future use. This value of grants held is £6.047m 2021-22 (£0.288m 2020-21).

22. Investment Properties

The following table summarises the movement in the fair value of investment properties over the year:

2020-21 Restated £'000	CCRCD £'000	Total £'000		2021- 22 £'000	CCRCD £'000	Total £'000
4,635	3,444	8,079	Opening Balance at 1 April	5,090	2,731	7,821
455	(713)	(258)	Net gain / (loss) from fair value adjustments	495	2	497
5,090	2,731	7,821	Balance as at 31 March	5,585	2,733	8,318

23. Short Term Debtors

These represent the monies owed to the Council after making provision for debts that might not be recovered and are analysed as follows;

2020-21 £'000 restated		2021-22 £'000
12,873	Trade Receivables	9,236
4,957	Prepayments	5,169
33,980	Other Receivable Amounts	53,803
627	CCRCD	581
52,437	Balance as at 31 March	68,789

The Council collects NNDR payments on behalf of Welsh Government. As at 31 March 2022, the Council had paid over more cash than it collected, this excess was included in the Balance Sheet as a debtor of £1.829 million. The equivalent for 2020-21 was a debtor of £3.968 million.

24. Assets Held for Sale

2020-21 £'000		2021-22 £'000
2,560	Balance at 1 April	2,500
2,500	Assets newly classified as held for sale: Property, Plant & Equipment	-
(2,560)	Assets Sold	-
2,500	Balance as at 31 March	2,500

25. Short Term Creditors

These represent monies owed by the Council and are analysed as follows:

2020-21 £'000 restated		2021-22 £'000
(2,346)	Trade Payables	(4,694)
(32,314)	Other Payables	(47,421)
(1,432)	CCRCD	(4,635)
(36,092)	Balance as at 31 March	(56,749)

26. Provisions

The Council has provisions as detailed below:

	Insurance £'000	Other Provisions £'000	Total £'000
Balance at 1 April 2021	3,837	78	3,915
Additional provisions made in 2021-22	1,878	3,500	5,378
Amounts used/released in 2021-22	(561)	(78)	(639)
CCRCD		233	233
Balance at 31 March 2022	5,154	3,733	8,887
Provisions < 1 yr	1,110	3,500	4,610
Provisions > 1 yr	4,044	233	4,277
Balance at 31 March 2022	5,154	3,733	8,887

Insurance Provision (Self-funding / MMI)Self-Fund

The Council has a self-insurance fund. This Insurance Provision has been set aside to meet the estimated cost to the Council of outstanding liability for policy years up to 2021-22 for Employer's Liability, Public Liability and Property. However the actual cost of individual claims and the timing of payments is uncertain. The Council also has an earmarked reserve for Insurance which acts as an additional contingency for the fund, over and above the total outstanding liability, to allow for unexpected events, worse than anticipated deterioration in the current reserves and higher than anticipated future losses both in frequency and cost.

Other Provisions

In August 2019 the Court of Appeal in Brazel v The Harper Trust handed down a ruling regarding the calculation of annual leave entitlement impacting permanent staff employed on a term time contract, stating that their basic statutory annual leave entitlement could not be pro-rated to reflect the number of weeks actually worked. The Council has been reviewing its current and past contracts to ensure it is compliant with the new ruling and has setup this provision to cover the potential financial liability associated with any backdated adjustments.

27. PFI and Other Long Term Liabilities

RESTATED 2020-21 £'000		Movement in year £'000	Moved to Short Term Creditors £'000	2021-22 £'000
14,765	Maesteg School PFI Lease		(863)	13,902
243	Innovation Centre		(116)	127
150	Waste Contract		(50)	100
4,402	CCRCD	(2,017)		2,385
19,560	Balance as at 31 March	(2,017)	(1,029)	16,514

The PFI Finance Lease Liability matches the fair value of the fixed asset for the PFI School as at the date the asset came onto the Council's Balance Sheet being £21.898 million (July 2008). This will be written down over the life of the PFI contract by the value of the unitary payment deemed to be the finance lease element each year. For 2021-22, the amount written down was £801,000 and £863,000 has been transferred to Short Term Creditors leaving an outstanding long term liability of £13.902 million on the PFI scheme at year end.

The Innovation Centre Financial Liability of £0.917 million was recognised in 2009-10 as a loan in substance. This is being written down over the remaining fourteen years of the loan. The amount written down in 2021-22 was £106,000 and £116,000 was transferred to Short Term Creditors resulting in a long term financial liability of £0.126 million at 31 March 2022.

The Waste Contract liability is repayable in instalments of £50,000 per annum.

28. Usable Reserves

The following notes detail the Usable Reserves of the Council:

a) Usable Capital Receipts Reserve

This represents capital receipts available to finance capital expenditure in future years.

2020-21 £'000		2021-22 £'000
18,608	Balance at 1st April	21,519
3,213	Capital Receipts Received	254
(302)	Receipts Used to Finance Capital Expenditure	-
21,519	Balance as at 31 March	21,773

b) Earmarked Reserves

The Earmarked Reserves in the Balance Sheet as at 31 March 2022 are detailed below:

Opening Balance 2020-21 £'000	Reserve	Movement during 2021-22		Closing Balance 2021-22 £'000
		Additions/ Re-classification/ Unwound £'000	Drawdown by Directorates £'000	
9,772	Council Fund	338		10,110
28,920	Corporate Reserves:			40,042
4,776	Capital Programme Contribution	11,122		3,706
4,992	Major Claims Reserve	2,654	(3,724)	3,592
13,932	Service Reconfiguration	(1,400)	(1,894)	11,855
	Other Corporate Reserves	(183)		
52,620	Total Corporate Reserves	12,193	(5,618)	59,195
10,223	Other Reserves:			18,094
5,200	Directorate Reserves	8,757	(886)	5,970
15,423	City Deal Reserve	770		24,064
	Total Directorate Reserves	9,527	(886)	14,228
8,490	Delegated Schools Balance	5,738		
76,533	Total Reserves excluding Equalisation Reserves	27,458	(6,504)	97,487
6,315	Equalisation and Grant Reserves	5,422	(2,492)	9,245
82,848	TOTAL EXCLUDING COUNCIL FUND	32,880	(8,996)	106,732
92,620	TOTAL INCLUDING COUNCIL FUND	33,218	(8,996)	116,842

Council Fund

The transfer to the Council Fund for 2021-22 was £0.338 million. This increased the balance on the Fund to £10.110 million at 31 March 2022 (£9.772 million at 31 March 2021).

Other Earmarked Reserves

The transfer to Earmarked Balances excluding the Council Fund Balance was a net increase of £23.885 million in 2021-22 (net increase of £27.626 million in 2020-21). An overview of each earmarked reserve is explained below.

Corporate ReservesCapital Programme Contribution

This earmarked reserve has been set up as a revenue contribution to the capital programme, to enable schemes to be progressed more quickly to alleviate pressure on the revenue budget and accelerate the realisation of capital receipts.

Major Claims Earmarked Reserve

This reserve has been created to mainly cover the deficit on the pension fund, major capital contractual claims and mitigate against potential other claims against the Council.

Service Reconfiguration / Severance Costs

This reserve has been established to meet potential costs relating to service remodelling and consequential severance costs.

Directorate ReservesCity Deal Reserve

This reserve is to provide the necessary funding for the Council's capital contribution to the Cardiff City Region City Deal programme.

Directorate Issues

These reserves relate to specific Directorate issues anticipated in 2022-23, investment to help the recovery of the County Borough from Covid-19 and to support its residents, together with some carry forward amounts from 2021-22. Examples include reserves to support pressures within Social Services and Care Experienced Children; and wider regeneration investment.

Delegated School Balances

These balances represent the cumulative effect of over and under-spending on school delegated budgets not available to the Council.

Analysis of Delegated Schools Balance

2020-21 Closing Balance £'000	School Types	No's in Category	2021-22 Funding Available £'000	2021-22 Spend £'000	2021-22 Closing Balance £'000
4,550	Primary Schools	48	55,018	48,024	6,994
2,978	Secondary Schools	9	53,362	46,838	6,524
962	Special Schools	2	11,090	10,380	710
8,490	Total	59	119,470	105,242	14,228

The 2020-21 Closing Balance figure is included within the 2021-22 Budget. This accounting treatment of including the prior year's closing balance in the current year's 'Funding Available' applies solely to Schools and does not apply in any other area of the accounts.

Equalisation and Grant Reserves

This includes grant reserves where under proper accounting practice, all grants and contributions should be analysed to see whether there are specific conditions attached to them. When the conditions are actually satisfied the grant is credited to the Comprehensive Income and Expenditure Statement regardless of whether the actual expenditure has been incurred. In these cases the Council can decide to transfer the grant monies to an earmarked reserve to fund future expenditure. In 2021-22 there were £5.422 million (2020-21 - £3.433 million) of grants that have been transferred to earmarked reserves, to ensure the funding is protected in accordance with the original terms and conditions of the grant or contribution. In addition there are a small number of equalisation reserves that ensures expenditure that is incurred in a particular future year is smoothed over the period of the MTFS. These include the costs of elections, the Special Regeneration Fund, the preparation of the Local Development Plan and the Building Control Earmarked Reserves. £2.492 million of the reserves were drawn down during the year.

29. Unusable Reserves

The following notes detail the Unusable Reserves of the Council.

a) Revaluation Reserve (RR)

The Revaluation Reserve contains the gains made by the Council arising from increases in the value of its Property, Plant and Equipment. The balance is reduced when assets with accumulated gains are:

- Revalued downwards or impaired and the gains are lost;
- Used in the provision of services and the gains are consumed through depreciation; or

- Disposed of and the gains are realised.

The Revaluation Reserve contains only revaluation gains accumulated since 1 April 2007. Accumulated gains arising before that date are consolidated into the balance on the Capital Adjustment Account.

2020-21			2021-22	
£'000	£'000		£'000	£'000
10,416	145,386	Balance at 1 April		148,639
		Upward Revaluation of Assets	61,794	
(2,646)		Downward Revaluation of Assets and Impairment Losses not charged to the Surplus/Deficit on the Provision of Services	(1,669)	
	7,770	Surplus or deficit on revaluation of non-current assets not posted to the Surplus or Deficit on the Provision of services		60,125
(4,154)		Difference between fair value depreciation and historical cost depreciation (charged to the Capital Adjustment Account)	(4,244)	
(363)		Accumulated gains on assets sold or scrapped	(821)	
	(4,517)	Amount written off to the Capital Adjustment Account		(5,065)
	148,639	Balance as at 31 March		203,699

b) Pensions Reserve

The Pensions Reserve absorbs the timing differences arising from the different arrangements for accounting for post-employment benefits and for funding benefits in accordance with statutory provisions. The Council accounts for post-employment benefits in the Comprehensive Income and Expenditure Statement as the benefits are earned by employees accruing years of service, updating the liabilities recognised to reflect inflation, changing assumptions and investment returns on any resources set aside to meet the costs. However, statutory arrangements require benefits earned to be financed as the Council makes employer's contributions to pension funds or eventually pays any pensions for which it is directly responsible. The debit balance on the Pensions Reserve therefore shows a substantial shortfall in the benefits earned by past and current employees and the resources the Council has set aside to meet them. The statutory arrangements will ensure that funding will have been set aside by the time the benefits come to be paid.

2020-21 £'000 restated		2021-22 £'000
(289,190)	Balance at 1 April	(298,770)
9,230	Actuarial gains or losses on pensions assets and liabilities	79,020
(35,640)	Reversal of Items relating to Retirement Benefits debited or credited to the Surplus or Deficit on the Provision of Services in the Comprehensive Income and Expenditure Statement	(46,870)
16,830	Employer's Pensions Contributions and Direct Payments to Pensioners Payable in the Year	17,120
(298,770)	Balance as at 31 March	(249,500)

c) Capital Adjustment Account (CAA)

The Capital Adjustment Account absorbs the timing differences arising from the different arrangements for accounting for the consumption of non-current assets and for financing the acquisition, construction or enhancement of those assets under statutory provisions. The Account is debited with the cost of acquisition, construction or enhancement as depreciation, impairment losses and amortisations are charged to the Comprehensive Income and Expenditure Statement (with reconciling postings from the Revaluation Reserve to

convert fair value figures to a historical cost basis). The Account is credited with the amounts set aside by the Council as finance for the costs of acquisition, construction and enhancement.

The Account contains accumulated gains and losses on Investment Properties.

The Account also contains revaluation gains accumulated on Property, Plant and Equipment before 1 April 2007, the date that the Revaluation Reserve was created to hold such gains going forward.

2020-21			2021-22	
£'000	£'000		£'000	£'000
	216,218	Opening Balance		217,810
	3,505	CCRCD Balance		3,215
	219,723	Total Balance at 1 April		221,025
		Reversal of items relating to capital expenditure debited or credited to the Comprehensive Income and Expenditure Statement:		
(17,892)		Charges for depreciation and impairment of non-current assets	(18,239)	
(698)		Revaluation gain/(losses) on Property, Plant and Equipment	11,816	
(341)		Revenue Expenditure funded from Capital Under Statute	(328)	
		Other amounts including Mortgage Payments		
(3,124)		Amounts of non-current assets written off on disposal or sale as part of the gain/loss on disposal to the Comprehensive Income and Expenditure Statement	(6)	
	(22,055)			(6,757)
	4,154	Adjusting amounts written out to the Revaluation Reserve		4,244
	(17,901)	Net written out amount of the cost of non-current assets consumed in the year		(2,513)
		Capital financing applied in the year:		
302		Use of the Capital Receipts Reserve to finance capital expenditure	-	
12,355		Capital grants and contributions credited to the Comprehensive Income and Expenditure Statement that has been applied to capital financing	13,085	
5,172		Statutory provision for the financing of capital investment charged against the Council Fund	7,323	
1,209		Capital expenditure charged against the Council Fund	1,020	
	19,038			21,428
	455	Movement in the market value of Investment Properties credited to the Comprehensive Income and Expenditure Statement		495
	(290)	Movement in CCRCD Capital Adjustment Account balance		237
	221,025	Balance as at 31 March		240,672

30. Pensions Liabilities, IAS 19 disclosures

As part of the terms and conditions of employment of its officers, the Council makes contributions towards the cost of post-employment benefits. Although these benefits will not actually be payable until employees retire, the Council has a commitment to make the payments (for those benefits) and to disclose them at the time that employees earn their future entitlement.

This Council participates in the Rhondda Cynon Taf County Borough Council Pension Fund, which is administered under the Regulations governing the Local Government Pension Scheme. This is a defined benefit scheme, meaning that the Council and employees pay contributions into a fund, at a rate determined by the Fund's Actuary

based on triennial actuarial valuations, which aims to balance 100% of pension liabilities with investment assets. The last triennial valuation took place in 2019-20.

Further information can be found in Rhondda Cynon Taf CBC Pension Fund's Annual Report which is available upon request from the Director of Finance, Rhondda Cynon Taf County Borough Council, Bronwydd, Porth, Rhondda, Rhondda Cynon Taf. Information is also available at: <http://www.rctpensions.org.uk>

Any award of discretionary post-retirement benefits upon early retirement is an unfunded defined benefit arrangement, under which liabilities are recognised when awards are made. No investment assets are built up to meet these pension liabilities, and cash has to be generated to meet the actual pension payments as they fall due.

The principal risks to the Council of the scheme are the longevity assumptions, statutory changes to the scheme, structural changes to the scheme (i.e. large scale withdrawals from the scheme), changes to inflation, bond yields, and the performance of the equity investments held by the scheme. These are mitigated to a certain extent by the statutory requirements to charge the Council Fund with the amounts required by statute as described in the accounting policies note.

The disclosures required for 2021-22 include information provided by the pension administrators, Rhondda Cynon Taf CBC and Aon Hewitt Associates Limited as the pension fund scheme's actuary.

The liability does not make an allowance for the impact of Covid-19 or excess deaths as a result of the pandemic due to the actuary's view that as the death registrations over the period result in a mortality movement which is a long way outside the range of the last 4 decades, no weight should be placed on the 2020 or 2021 data. However, the actuary recommended an allowance for the impact of the Covid-19 pandemic on future mortality improvements (compared to pre-pandemic expected mortality) through a 3% increase to the scaling factors adopted for the 2019 valuation, leading to an estimated reduction in liabilities of 1%.

McCloud Judgement

In December 2018, the Court of Appeal held that transitional protection provisions contained in reformed judicial and firefighter pension schemes, introduced as part of public service pension reforms in 2015, amounted to direct age discrimination and were therefore unlawful. On 27 June 2019 the Supreme Court denied the Government's application for leave to appeal the decisions. The calculation of the liability incorporates the impact of the 'McCloud' judgement.

Transactions Relating to Post-employment Benefits

The cost of retirement benefits is recognised in the reported cost of services when they are earned by employees, rather than when the benefits are eventually paid as pensions. However, the charge required to be made against Council Tax is based on the cash payable in the year, so the real cost of post-employment benefits is reversed out of the Council Fund via the Movement in Reserves Statement. The following transactions have been made in the Comprehensive Income and Expenditure Statement and the Council Fund balance via the Movement in Reserves Statement during the year.

Restated Local Govt Pension Scheme	LGPS Unfunded Benefits	Teachers' Unfunded Benefits	Restated Total	Comprehensive Income & Expenditure Statement	Local Govt Pension Scheme	LGPS Unfunded Benefits	Teachers' Unfunded Benefits	Total
£m 2020-21	£m 2020-21	£m 2020-21	£m 2020-21		£m 2021-22	£m 2021-22	£m 2021-22	£m 2021-22
				Cost of Services :				
				Service cost comprising:				
29.08	-	-	29.08	Current service cost	40.74	-	-	40.74
0.10	-	-	0.10	Past service costs	-	-	0.03	0.03
	-	-	-	(Gain)/loss from settlements	-	-	-	-
6.24	0.15	0.07	6.46	Financing & Investment Income & Expenditure :- Net interest expense	5.9	0.14	0.06	6.1
				Total Post Employment Benefit Charged to the Surplus or Deficit on the Provision of Services	46.64	0.14	0.09	46.87
				Other Post Employment Benefit Charged to the Comprehensive Income & Expenditure Statement				
				<i>Remeasurements of the net defined benefit liability comprising:</i>				
(180.77)	-	-	(180.77)	Return on plan assets (excluding the amount included in the net interest expense)	(2.23)	-	-	(2.23)
181.55	0.48	0.15	182.18	Actuarial (gains) / losses due to changes in financial assumptions	(69.39)	(0.15)	(0.05)	(69.59)
-	-	-	-	Actuarial (gains) / losses due to changes in demographic assumptions	(10.47)	(0.1)	(0.05)	(10.62)
(10.13)	(0.24)	(0.27)	(10.64)	Actuarial (gains) / losses due to liability experience	3.39	0.02	0.01	3.42
(9.35)	0.24	(0.12)	(9.23)	Total Post-employment Benefits charged to the Comprehensive Income and Expenditure Statement	(78.7)	(0.23)	(0.09)	(79.02)
				Movement in Reserves Statement:-				
(35.42)	(0.15)	(0.07)	(35.64)	Reversal of net charges made for retirement benefits in accordance with IAS 19	(46.64)	(0.14)	(0.09)	(46.87)
				Actual amount charged against the Council Fund Balance for pensions in the year				
16.03	0.47	0.33	16.83	Employer's Contributions payable to the scheme	16.35	0.47	0.3	17.12
(23.99)	(0.47)	(0.33)	(24.79)	Retirement Benefits Paid Out	(26.21)	(0.47)	(0.3)	(26.98)

Pensions Assets and Liabilities Recognised in the Balance Sheet

The amounts included in the Balance sheet arising from the Council's obligation in respect of its defined benefit plan are as follows:-

Restated Local Govt Pension Scheme	LGPS Unfunded Benefits	Teachers' Unfunded Benefits	Restated Total		Local Govt Pension Scheme	LGPS Unfunded Benefits	Teachers' Unfunded Benefits	Total
£m 2020-21	£m 2020-21	£m 2020-21	£m 2020-21		£m 2021-22	£m 2021-22	£m 2021-22	£m 2021-22
1,071.36	6.70	2.81	1,080.87	Present value of defined benefit obligation	1,036.77	6.14	2.48	1,045.39
(782.07)	-	-	(782.07)	Fair Value of Plan Assets	(795.89)	-	-	(795.89)
289.29	6.70	2.81	298.80	Net liability arising from defined benefit obligation	240.88	6.14	2.48	249.50

Reconciliation of the Movements in the Fair Value of the Scheme (Plan) Assets

Restated £m 2020-21		£m 2021-22
590.79	Opening fair value of scheme assets at 1 April	782.07
13.56	Interest income on assets	16.38
180.77	The return on plan assets, excluding the amount included in the net interest expense	2.23
16.03	Contributions by Employer	17.12
4.91	Contributions by Participants	5.07
(23.99)	Net Benefits Paid Out	(26.98)
782.07	Balance as at 31 March	795.89

Reconciliation of Present Value of the Scheme Liabilities (Defined Benefit Obligation)

Local Govt Pension Scheme	LGPS Unfunded Benefits	Teachers' Unfunded Benefits	Total		Local Govt Pension Scheme	LGPS Unfunded Benefits	Teachers' Unfunded Benefits	Total
£m	£m	£m	£m		£m	£m	£m	£m
2020-21	2020-21	2020-21	2020-21		2021-22	2021-22	2021-22	2021-22
870.04	6.78	3.16	879.98	Opening balance at 1 April	1071.36	6.70	2.81	1080.87
29.08	-	-	29.08	Current Service Cost	40.74	-	-	40.74
19.80	0.15	0.07	20.02	Interest Cost	22.28	0.14	0.06	22.48
4.91	-	-	4.91	Contributions from scheme participants	5.07	-	-	5.07
			-	<i>Remeasurement (gains) and losses:</i>				
181.55	0.48	0.15	182.18	Actuarial gains / losses arising from changes in financial assumptions	(69.39)	(0.15)	(0.05)	(69.59)
0.00	0.00	0.00	0.00	Actuarial gains / losses arising from changes in demographic assumptions	(10.47)	(0.1)	(0.05)	(10.62)
(10.13)	(0.24)	(0.27)	(10.64)	Actuarial gains / losses arising from changes in liability experience	3.39	0.02	0.01	3.42
0.10	-	0.03	0.13	Past Service Cost	-	-	-	-
(23.99)	(0.47)	(0.33)	(24.79)	Benefits Paid	(26.21)	(0.47)	(0.3)	(26.98)
-	-	-	-	Liabilities extinguished on settlements	-	-	-	-
1,071.36	6.7	2.81	1,080.87	Balance as at 31 March	1,036.77	6.14	2.48	1,045.39

Local Government Pension Scheme assets comprised:

Restated Fair Value of Scheme Assets 2020-21 £m	Asset Split 2020-21 %		Fair Value of Scheme Assets 2021-22 £m	Asset Split 2021-22 %
567.00	72.50	Equities	536.43	67.4
49.27	6.30	Property	58.1	7.30
64.91	8.30	Government bonds	95.51	12.00
96.20	12.30	Corporate bonds	102.67	12.90
4.69	0.60	Cash and cash equivalents	3.187	0.40
782.07	100.00	Total assets	795.89	100.00

Basis for Estimating Assets and Liabilities

Liabilities have been assessed on an actuarial basis using the projected unit credit method, an estimate of the pensions that will be payable in future years dependent on assumptions about mortality rates, salary levels etc. Both the Local Government Pension Scheme (LGPS) and discretionary benefits liabilities have been estimated by Aon Hewitt, an independent firm of actuaries, in accordance with IAS 19.

The significant assumptions used by the Actuary were:

2020-21 % pa		2021-22 % pa
2.10	Discount rate	2.7
2.70	CPI Inflation	3.0
2.70	Rate of pension increases	3.0
3.95	Rate of salary increases	4.25
	<i>Mortality Assumptions:</i>	
	Longevity at 65 for current pensioners :-	
21.80	Men	21.6
24.10	Women	23.9
	Longevity at 65 for future pensioners :-	
22.80	Men	22.6
25.60	Women	25.4

The estimation of the defined benefit obligations is sensitive to the actuarial assumptions set out in the table above. The sensitivity analysis below has been determined based on reasonably possible changes of the assumptions occurring at the end of the reporting period and assumes for each change that the assumption analysed changes while all the other assumptions remain constant. The assumptions in longevity for example, assume that life expectancy increases or decreases for men and women. In practice, this is unlikely to occur, and changes in some of the assumptions may be interrelated. The estimations in the sensitivity analysis have followed the accounting policies of the scheme, i.e. on an actuarial basis using the projected unit credit method. The methods and types of assumptions used in preparing the sensitivity analysis below did not change from those used in the previous period.

Increase in Assumption 2020-21	Decrease in Assumption 2020-21		Increase in Assumption 2021-22	Decrease in Assumption 2021-22
£m	£m		£m	£m
(21.43)	21.43	Rate for discounting scheme liabilities (increase or decrease by 0.1%)	(20.74)	20.74
2.14	(2.14)	Rate of increase in salaries (increase or decrease by 0.1%)	2.07	(2.07)
19.28	(19.28)	Rate of increase in pensions (increase or decrease by 0.1%)	18.66	(18.66)
38.57	(37.50)	Longevity (increase or decrease in 1 year)	36.29	(35.25)

Impact on the Council's Cash Flows

The funded nature of the LGPS requires the Employer and its employees to pay contributions into the fund, calculated at a level intended to balance the pension liabilities with investment assets. The current Employer's contribution rate to achieve a funding level of 100% of scheme liabilities will be reviewed at this point. Consequently, whilst there is a significant shortfall (liability) between the benefits earned by past and current employees and the resources the Council has set aside to meet them, the statutory arrangements will ensure that funding will have been set aside by the time the benefits come to be paid.

The expected employer's contributions to the Local Government Pension Scheme for the accounting period ending 31 March 2023 are:

	2022-23 £m
Local Government Pension Scheme	44.25
LGPS Unfunded	0.16
Teachers Unfunded	0.06
Total	44.47

The weighted average duration of the defined benefit obligation for the scheme members is 20.1 years, which is the same as 2020-21.

Teachers

In 2021-22, the Council paid £13.348 million (£12.807 million for 2020-21) to the Teachers Pensions Agency in respect of teachers' pension costs. In addition, the Council is responsible for all pension payments relating to added years awarded, together with the related increases. In 2021-22, these amounted to £0.341 million (£0.378 million for 2020-21).

31. Financial Instruments Disclosures

Categories of Financial Instruments

The following categories of financial instruments are carried in the Balance Sheet:

Financial Assets

31 March 2021					31 March 2022			
Current		Non-current			Current		Non-current	
Investments £'000	Debtors £'000	Investments £'000	Total £'000		Investments £'000	Debtors £'000	Investments £'000	Total £'000
46,893	12,873	-	59,766	Amortised Cost	80,732	9,236	-	89,968
4,848	-	-	4,848	CCRCD	6,488	-	-	6,488
51,741	12,873	-	64,614	Total financial assets	87,220	9,236	-	96,456
-	-	5,090	5,090	Non-financial assets	-	-	5,585	5,585
-	-	2,737	2,737	CCRCD	-	-	2,733	2,733
-	-	7,827	7,827	Total Non-financial assets	-	-	8,318	8,318
51,741	12,873	7,827	72,441	Total	87,220	9,236	8,318	104,774

The current investments figure above includes accrued income receivable for long term investments in addition to short term interest.

The £9.236m (2020-21: £12.873 million) debtors figure in the table above relates to trade debtors for goods and services delivered and is included in the overall debtors figure of £68.789 million (2020-21: £52.437 million) included in the balance sheet. More information in relation to debtors can be found at note 23.

Financial Liabilities

31 March 2021					31 March 2022			
Current		Non-current			Current		Non-current	
RESTATED Borrowings £'000	Creditors £'000	Borrowings & Other Long Term Liabilities £'000	Total £'000		Borrowings £'000	Creditors £'000	Borrowings & Other Long Term Liabilities £'000	Total £'000
(1,055)	(2,797)	(114,196)	(118,048)	Amortised Cost	(1,291)	(5,176)	(114,203)	(120,670)
		(4,402)	(4,402)	CCRCD			(2,385)	(2,385)
(1,055)	(2,797)	(118,598)	(122,450)	Total	(1,291)	(5,176)	(116,588)	(123,055)

The current borrowings figure above includes £0.269 million of accrued interest payable for the year.

The current creditors figure of £5.176 million (2020-21: £2.797 million) relates to trade creditors for goods and services received of £4.694 million (2020-21: £2.346 million) and £0.482 million (2020-21: £0.451 million) monies held by the Council on behalf of third parties and is included in the overall creditors figure of £56.749 million (2020-21: £35.963 million) on the balance sheet. More information in relation to creditors can be found at note 25.

Offsetting financial assets and liabilities

Financial assets and liabilities are set off against each other where the Council has a legally enforceable right to set off and it intends either to settle on a net basis, or to realise the asset and settle the liability simultaneously. The table below shows those instruments that have been offset on the balance sheet.

31 March 2021 Gross Assets (Liabilities) £'000	Offsetting of Financial Assets and Liabilities	31 March 2022 Gross Assets (Liabilities) £'000
3,523	Bank Accounts in Credit	6,303
3,523	Total Financial Assets	6,303
(8,406)	Bank Overdrafts	(9,302)
(8,406)	Total Financial Liabilities	(9,302)
(4,883)	Net Position	(2,999)
180	Bank uncleared amounts	(373)
(4,703)	Net position in Balance Sheet	(3,372)

Income, expense, gains and losses

The income, expense, gains and losses recognised in the Comprehensive Income and Expenditure Statement for financial instruments are shown below:

31 March 2021				31 March 2022		
Financial Liabilities Amortised Cost £'000	Financial Assets Amortised Cost £'000	Total £'000		Financial Liabilities Amortised Cost £'000	Financial Assets Amortised Cost £'000	Total £'000
5,793	-	5,793	Interest Expense	5,735		5,735
	(895)	(895)	Investment Income and Other Interest Receivable		(840)	(840)
	(15)	(15)	CCRCD		(16)	(16)
5,793	(910)	4,883	Net (gain)/loss for the year	5,735	(856)	4,879

Fair Values of Financial Assets and Liabilities that are not measured at Fair Value

The Council does not have any financial assets or liabilities that are carried at fair value. In addition, there are no assets held at amortised cost for 2021-22.

31 March 2021		Financial Liabilities	31 March 2022	
Carrying amount £'000	Fair Value £'000		Carrying amount £'000	Fair Value £'000
		Financial liabilities held at amortised cost:		
(77,617)	(112,159)	PWLB	(77,617)	(98,909)
(19,777)	(32,930)	LOBOs	(19,774)	(29,400)
(1,644)	(1,057)	Salix Loans	(2,683)	(2,436)
(15,158)	(22,829)	PFI and other long term liabilities	(14,129)	(19,325)
(114,196)	(168,975)	Total	(114,203)	(150,070)

The fair value of **Financial Liabilities** is higher than the carrying amount because the Council's portfolio of loans includes a number of loans where the interest rate payable is higher than the prevailing rates at the Balance Sheet date.

The fair value of liabilities is calculated using other significant observable inputs (Level 2) as follows:

- PWLB – Public Works Loan Board – market rates for local authority loans of the same remaining term to maturity as at the Balance Sheet date
- LOBO – Lender's Option Borrower's Option – increased by the value of the embedded options. Lender's options to propose an increase to the interest rate on the loan have been valued according to a proprietary model for Bermudian cancellable swaps. Borrower's contingent options to accept the increased rate or repay the loan have been valued at zero, on the assumption that lenders will only exercise their options when market rates have risen above the contractual rate.
- Other financial liabilities – discounted contractual cash flows at the appropriate AA-rated corporate bond yield.

Nature and extent of risks arising from Financial Instruments

The Council's activities expose it to a variety of financial risks including:

- **Credit risk** – the possibility that other parties may fail to pay amounts due to the Council;
- **Liquidity risk** – the possibility that the Council might not have funds available to meet its commitments to make payments;
- **Market risk** - the possibility that unplanned financial loss may arise for the Council as a result of changes in such measures as interest rates movements.

The Council's overall risk management strategy is approved by Council and set out within its annual Treasury Management Strategy. The Strategy sets out the parameters for the management of risks associated with financial instruments which covers specific areas such as interest rate risk, credit risk and the investment of surplus cash.

Credit Risk

Credit risk arises from deposits with banks and financial institutions, as well as credit exposures to the Council's customers. The risk is minimised through the Annual Investment Strategy included in the Council's Treasury Management Strategy, which is available on the Council's website via the Council agenda Item 9 – Treasury Management and Capital Strategies 2021-22 [here](#).

The Council's credit risk management practices are set out within the Investment Strategy. In determining whether the credit risk of financial instruments has increased since initial recognition, the Council has reviewed the creditworthiness of its investments and has concluded that there has not been a significant increase in credit risk.

The Council's primary objective is to give priority to security and liquidity prior to consideration of yield. Counterparty limits are constantly reviewed and where market conditions dictated, limits are reduced. During the year there were no changes that required the Council to consider any investments having an increased credit risk.

Credit risk exposure

As at 31 March 2022 the Council had the following exposure to credit risk. £45.5 million of the £84.075 million investments outstanding at 31 March 2022 were invested with other Local Authorities, where an expected loss allowance is not required. For those financial assets where a 12-month expected credit loss is calculable, the calculated credit loss is £1,829. This has been calculated by reference to historic default data published by credit rating agencies as advised by our Treasury Management Advisors. Due to the immateriality of the expected credit loss, no adjustment has been made in the accounts for this.

	Credit risk rating (as used by the Council)	Gross carrying amount £'000
12 month expected credit losses	AA-	(33,200)
	A+	(5,375)
Simplified approach	LA	(45,500)
TOTAL		(84,075)

Council does not generally allow credit for its customers (trade debtors) such that all the trade debtors are recognised as short term, however, £3.707 million balance of debtors is past due date for payment. These are not included in the credit risk table above.

Liquidity Risk

The Council manages its liquidity risk through its cash-flow management to ensure that cash is available when required. It has ready access to instant access deposit accounts, overdraft facilities and borrowing from the Money Markets or other local authorities to cover any day to day cash flow need. In addition the Council can access Public Works Loan Board (PWLB) borrowing. The Council arranges fixed term loans and investments with a range of maturity dates within the framework and indicators approved each year. There is no perceived risk that the Council will be unable to raise finance to meet its commitments, instead the risk relates to replenishing a significant proportion of its borrowings at a time of unfavourable interest rates. The Council sets limits on the maturity structure of fixed rate borrowing such that no more than 50% of loans are due to mature in any one year through careful planning of new loans taken out and (where it is beneficial to do so) making early repayments. The maturity analysis of financial liabilities is as follows:

31 March 2021 £'000	Maturity Analysis Financial Liabilities	31 March 2022 £'000
(4,809)	Less than 1 year	(7,495)
(1,233)	Between 1 and 2 years	(1,459)
(13,086)	Between 2 and 5 years	(13,570)
(23,425)	Between 5 and 10 years	(24,027)
(15,236)	Between 10 and 20 years	(18,934)
(41,389)	More than 20 years	(36,389)
(19,778)	Uncertain date*	(19,774)
(118,956)	Total Financial Liabilities	(121,648)

* This refers to the Lender's Options Borrower's Options which may be rescheduled in advance of their maturity date of 2054, however, the Council does not anticipate this will occur due to the current low interest rates.

All trade and other payables are due to be paid in less than one year.

Market Risk

The Council is exposed to the risk that financial loss could potentially occur as a result of changes in such measures as interest rate movements, market prices or foreign currency exchange rates.

Interest Rate Risk

The Council is exposed to risk in terms of its exposure to interest rate movements on its borrowings and investments. Movements in interest rates have a complex impact on the Council. For instance, a rise in interest rates would have the following effects:

- borrowings at variable rates – the interest expense charged to the Surplus or Deficit on the Provision of Services will rise
- borrowings at fixed rates – the fixed rate protects the Council from increased interest charges as an equivalent loan would now cost more. The fair value of the borrowing (liability) will fall
- investments at variable rates – the interest income credited to the Surplus or Deficit on the Provision of Services will rise
- investments at fixed rates – the fixed rate prevents the Council from receiving higher investment income from the same principal invested. The fair value of the asset will fall

Borrowings are not carried at fair value, so nominal gains and losses on fixed rate borrowings would not impact on the Surplus or Deficit on the Provision of Services or Other Comprehensive Income and Expenditure. However, changes in interest payable and receivable on variable rate borrowings and investment will be posted to the Surplus or Deficit on the Provision of Services and affect the Council Fund Balance.

The Council monitors market and forecast interest rates within the year to adjust exposures appropriately, to allow any adverse changes to be accommodated. For instance during periods of falling interest rates, and where economic circumstances make it favourable, fixed rate loans may be repaid early to limit exposure to losses. According to this strategy, at 31 March 2022, if there had been a 1% change in interest rates with all other variables held constant, the financial effect would be approximately:

	Estimated £'000 + 1%	Estimated £'000 -1%
Interest payable on variable rate borrowings	133	0
Interest receivable on variable rate investments	(613)	613
Impact on Surplus or Deficit on Provision of Services	(480)	613

The figures for an approximate impact of a 1% fall in interest rates for borrowing are not the same figures as the 1% increase (but reversed) as the variable rate borrowing relates to our LOBO loans where it is assumed that the lender would not exercise their option if there was a fall in interest rates.

Price risk

As the Council has not invested in instruments that are subject to price risk, such as bank certificates of deposit and Government Bonds, it is not subject to price risk.

Foreign Exchange Risk

The Council has no financial assets or liabilities denominated in foreign currencies and thus has no exposure to loss arising from movements in exchange rates.

Transition to IFRS9 Financial Instruments

The Council adopted the IFRS9 Financial Instruments accounting standard with effect from 1 April 2018. The main changes include the reclassification and re-measurement of financial assets and the earlier recognition of the impairment of financial assets.

The nature of the Council's financial instruments has meant no changes to the Council's balance sheet on transition.

32. Prior Period Adjustments

Bridgend County Borough Council has identified an error in the reporting of the pension's liability in the preceding financial year 2020-21. The pensions liability included within the accounts was based on the Pension Advisor's IAS19 disclosure report as at 31 March 2022. This report was based on actual data to 31 December 2020 and estimates indexed to 31 March 2021. This is usual practice. However, a further updated report was received which was not reflected in the final approved accounts. The following is an extract from the disclosures in the financial statements setting out the nature of the error and the amount of the correction.

The updated report from the Pensions Actuary identified a revised pension liability of £298.77 million, reduced from that originally stated as £310.29 million, a reduction of £11.52 million. This impacts Other Comprehensive Income and Expenditure and overstates Total Comprehensive income and expenditure in 2020-21 by £11.52 million.

The pension liability and unusable reserve are both equally and oppositely overstated by £11.52 million. There is no adjustment to the liability or unusable reserve shown as at 31 March 2022.

In addition to the above, the share of Cardiff Capital Region City Deal (CCRCD) was not consolidated into the 2020-21 accounts. As this was a material omission the 2020-21 accounts have been restated to include the Council's share of CCRCD. Those restatements are shown separately on the face of the CIES.

An adjustment to income and expenditure figures in the accounts was required due to internal income and expenditure figures having not been netted down in the 2020-21 accounts. These adjustments do not affect the net cost of services or the surplus or deficit on Provision of Services as they have a nil net adjustment. In addition there was a reclassification of Salix loans from long term liabilities to long term borrowing on the balance sheet.

The following are the relevant extracted lines from the Comprehensive Income and Expenditure Statement (CIES). The CIES with appropriate restatement for 2020-21 can be found on page 16 and 17 of these financial statements.

Effect on line items in the Comprehensive Income and Expenditure statement 2020-21

	Originally stated 2020-21 Net expenditure £'000	Restated 2020-21 Net expenditure £'000	Amount of Restatement Net Expenditure Internal Adjustments	Amount of Restatement Net expenditure Pensions £'000	Amount of Restatement Net expenditure CCRCD £'000
Education and Family Support	123,655	121,809	(1,846)		
Social Services and Wellbeing	76,919	77,479	560		
Communities	35,174	37,020	1,846		
Chief Executives	21,474	20,914	(560)		
Council Wide Services	15,682	15,682	-		
Cardiff Capital Region City Deal		(242)			(242)
Cost of Services	272,904	272,662	-	-	(242)
Interest & Investment Income CCRCD		(15)			(15)
Change in Fair Value of Investment Properties CCRCD		713			713
Financing and Investment Income and Expenditure	10,903	11,601			698
Recognised capital grants and contributions CCRCD		(422)			(422)
Tax Expense CCRCD		(87)			(87)
Taxation and Non-Specific Grant Income	(318,627)	(319,136)			(509)
(Surplus) or Deficit on Provision of Services	(9,361)	(9,414)			(53)
Comprehensive (Income) and Expenditure					
Actuarial (gains)/losses on pension liabilities	2,290	(9,230)		(11,520)	
Other Comprehensive (Income) and Expenditure	(5,480)	(17,000)		(11,520)	
Total Comprehensive (Income) and Expenditure	(14,841)	(26,414)		(11,520)	(53)

The following restatement was also required for the Movement in Reserves Statement. The restated prior period line items for the Movement in Reserves Statement is provided below with the current year information on page 18 of the financial statements.

Effect on Movement in Reserves 2020-21 – Unusable Reserves as at 31 March 2021

	Originally stated 2020-21 £'000	Restated 2020-21 £'000	Amount of Restatement Pensions £'000
Total Comprehensive (Income) and Expenditure	5,480	17,000	11,520
Increase/(Decrease) in 2020-21	(16,099)	(4,579)	11,520
Balance as at 31 March 2021 carried forward	52,251	63,771	63,771

Effect on Movement in Reserves 2020-21 – CCRCD as at 31 March 2021

	Originally stated 2020-21 £'000	Restated 2020-21 £'000	Amount of Restatement Pensions £'000
CCRCD Opening Balance		4,098	4,098
Total Comprehensive (Income) and Expenditure		53	53
Increase/(Decrease) in 2020-21		53	53
Balance as at 31 March 2021 carried forward		4,151	4,151

Effect on Movement in Reserves 2020-21 – Total Reserves as at 31 March 2021

	Originally stated 2020-21 £'000	Restated 2020-21 £'000	Amount of Restatement Pensions £'000	Amount of Restatement CCRCD £'000
Comprehensive (Income) and Expenditure	14,841	26,414	11,520	53
Increase/(Decrease) in 2020-21	14,841	26,414	11,520	53
Balance as at 31 March 2021 carried forward	166,678	182,349	15,671	53

The following table demonstrates the effects on the following line items in the Balance Sheet for the financial year 2020-21. The restated prior period Balance Sheet is provided with the current year information on page 19 of the financial statements.

Effect on line items in the Balance Sheet 2020-21

	Originally stated 2020-21 £'000	Restated 2020-21 £'000	Amount of Restatement Borrowing Reclass £'000	Amount of Restatement Pensions £'000	Amount of Restatement CCRCD £'000
Long Term Assets					
Property, Plant and Equipment	529,139	529,372			6,440
CCRCD Investment Property		2,737			2,737
CCRCD Equity		189			189
CCRCD Long Term Debtors		1,226			1,226
Long Term Assets	536,920	541,305			4,386
Current Assets					
Short Term Debtors	51,810	52,437			627
Cash and Cash Equivalents	3,050	7,615			4,564
Deferred Tax CCRCD		125			125
Financial Assets CCRCD		283			283
Current Assets	106,433	112,033			5,599
Current Liabilities					
Short Term Borrowing	(926)	(1,055)	(129)		
Short Term Creditors	(34,660)	(35,963)	129		(1,432)
Current Liabilities	(41,084)	(42,516)	-		(1,432)
Long Term Liabilities					
Provisions due after 1 year	(3,120)	(3,305)			(185)
Long Term Borrowing	(97,394)	(99,038)	(1,644)		
PFI & Other Long Term Liabilities	(16,802)	(15,158)	1,644		
Long Term Creditors CCRCD		(4,217)			(4,217)
Net Pensions Liability	(310,290)	(298,770)		11,520	
Long Term Liabilities	(435,591)	(428,473)		11,520	(4,402)
Net Assets	166,678	182,349		11,520	(4,151)
Reserves					
Usable Reserves CCRCD		933			933
Pensions Reserve	(310,290)	(298,770)		11,520	
Capital Adjustment Account	217,810	221,025			3,215
Unusable Reserves CCRCD		3			3
Total Reserves	166,678	182,349		11,520	4,151

Effect on line items in the Cashflow Statement 2020-21

	Originally stated 2020-21	Restated 2020-21	Amount of Restatement Pensions	Amount of Restatement CCRCD
	£'000	£'000	£'000	£'000
Net (Surplus)/deficit on the Provision of Services	(9,361)	(9,414)		(53)
Adjustment to net deficit on the provision of services for non-cash movements	(24,527)	(24,299)		228
Adjustments for items included in the net deficit on the provision of services that are investing and financing activities	15,538	15,538		
Net Cash Flows from Operating activities	(18,350)	(18,175)		175
Investing Activities	40,129	40,755		626
Financing Activities	(16,480)	(17,636)		(1,156)
Net (Increase)/Decrease in Cash & Cash Equivalents	5,299	4,944		(355)
Cash & Cash Equivalents at the beginning of the Reporting Period	(3,646)	(8,139)		(4,493)
Cash & Cash Equivalent at the end of the Reporting Period	1,653	(3,195)		(4,848)

33. Events after the Reporting Period

Where an event or information arises after the reporting period (i.e. after 31 March 2022) that relates to conditions existing at 31 March 2022, certain figures in the financial statements and notes would be adjusted if necessary, in all material respects, in order to reflect the impact of the event or information. There have been no such events after 31 March 2022 that have required reporting.

34. Contingent Liabilities

A contingent liability arises where an event has taken place that gives the Council a possible obligation whose existence will only be confirmed by the occurrence or otherwise of uncertain future events not wholly within the control of the Council. As at 31 March 2022 the Council was aware of issues about the standard of work undertaken by a contractor who is now insolvent. Welsh Government has agreed funding in principle subject to approval of a business case and a financial contribution by the Council. A final decision has not yet been made and no provision has been made in these accounts.

Notes to the Cash Flow Statement

35. Adjustments for Non-cash Movements

2020-21 £'000		2021-22 £'000
(18,590)	Depreciation & Impairment of Assets	(6,480)
15,380	Movement in Inventories, Debtors & Creditors	(294)
(18,810)	Pension Fund Adjustments	(29,750)
1,071	Provisions	(4,740)
(3,487)	Disposal of Non Current Asset	(827)
(258)	Changes in Fair Value of Investment Property	484
395	CCRCD Revenue and Capital contributions recognised in CIES	920
(24,299)	Adjustments to net deficit on the provision of services for non-cash movements	(40,687)

36. Operating Activities

The cash flows for operating activities include the following items:

2020-21 £'000		2021-22 £'000
(23,222)	Cash Flow on Revenue Activities	(41,674)
4,554	Interest Paid	4,552
1,244	Interest element of finance lease and PFI rental payments	1,178
(926)	Interest Received	(856)
175	CCRCD	(22)
(18,175)	Net Cash Flows from Operating Activities	(36,822)

37. Investing Activities

The cash flows for investing activities include the following items:

2020-21 £'000		2021-22 £'000
20,131	Purchase of Property, Plant and Equipment and Intangibles	24,590
23,450	Purchase / (Proceeds) from Short Term Investments	(3,021)
(3,213)	Proceeds from sale of Property, Plant and Equipment and Investment Property	(254)
387	CCRCD Long Term Debtors/Investments	295
40,755	Net Cash Flows from Investing Activities	21,610

38. Financing Activities

The cash flows for financing activities include the following items:

2020-21 £'000		2021-22 £'000
(4)	Cash Receipts of short and long term borrowing	(3,401)
(16,476)	Other Receipts from financing activities	(19,731)
	Repayments of short and long term borrowing	2,000
(1,156)	CCRCD – HMT and other grants received	(2,157)
(17,636)	Net Cash Flows from Financing Activities	(23,289)

The independent auditor's report of the Auditor General for Wales to the Members of Bridgend County Borough Council

Opinion on financial statements

I have audited the financial statements of Bridgend County Borough Council for the year ended 31 March 2022 under the Public Audit (Wales) Act 2004.

Bridgend County Borough Council's financial statements comprise the Expenditure and Funding Analysis, Movement in Reserves Statement, the Comprehensive Income and Expenditure Statement, the Balance Sheet, the Cash Flow Statement and the related notes, including a summary of significant accounting policies.

The financial reporting framework that has been applied in their preparation is applicable law and UK adopted international accounting standards as interpreted and adapted by the Code of Practice on Local Authority Accounting in the United Kingdom 2021-22.

In my opinion the financial statements:

- give a true and fair view of the financial position of Bridgend County Borough Council as at 31 March 2022 and of its income and expenditure for the year then ended; and
- have been properly prepared in accordance with legislative requirements and UK adopted international accounting standards as interpreted and adapted by the Code of Practice on Local Authority Accounting in the United Kingdom 2021-22.

Basis for opinion

I conducted my audit in accordance with applicable law and International Standards on Auditing in the UK (ISAs (UK)) and Practice Note 10 'Audit of Financial Statements of Public Sector Entities in the United Kingdom'. My responsibilities under those standards are further described in the auditor's responsibilities for the audit of the financial statements section of my report. I am independent of the Council [and its group] in accordance with the ethical requirements that are relevant to my audit of the financial statements in the UK including the Financial Reporting Council's Ethical Standard, and I have fulfilled my other ethical responsibilities in accordance with these requirements. I believe that the audit evidence I have obtained is sufficient and appropriate to provide a basis for my opinion.

Conclusions relating to going concern

In auditing the financial statements, I have concluded that the use of the going concern basis of accounting in the preparation of the financial statements is appropriate.

Based on the work I have performed, I have not identified any material uncertainties relating to events or conditions that, individually or collectively, may cast significant doubt on the Council's ability to continue to adopt the going concern basis of accounting for a period of at least 12 months from when the financial statements are authorised for issue.

My responsibilities and the responsibilities of the responsible financial officer with respect to going concern are described in the relevant sections of this report.

Other information

The other information comprises the information included in the annual report other than the financial statements and my auditor's report thereon. The Responsible Financial officer is responsible for the other information in the annual report. My opinion on the financial statements does not cover the other information and, except to the extent otherwise explicitly stated later in my report, I do not express any form of assurance conclusion thereon. My responsibility is to read the other information and, in doing so, consider whether the other information is materially inconsistent with the financial statements or knowledge obtained in the course of the audit, or otherwise appears to be materially misstated. If I identify such material inconsistencies or apparent material misstatements,

I am required to determine whether this gives rise to a material misstatement in the financial statements themselves. If, based on the work I have performed, I conclude that there is a material misstatement of this other information, I am required to report that fact.

I have nothing to report in this regard.

Report on other requirements

Opinion on other matters

In my opinion, based on the work undertaken in the course of my audit:

- the information contained in the Narrative Report for the financial year for which the financial statements are prepared is consistent with the financial statements and the Narrative Report has been prepared in accordance with the Code of Practice on Local Authority Accounting in the United Kingdom 2021-22.
- The information given in the Governance Statement for the financial year for which the financial statements are prepared is consistent with the financial statements and the Governance Statement has been prepared in accordance with guidance.

Matters on which I report by exception

In the light of the knowledge and understanding of Bridgend County Borough Council and its environment obtained in the course of the audit, I have not identified material misstatements in the Narrative Report nor the Governance Statement.

I have nothing to report in respect of the following matters, which I report to you, if, in my opinion:

- adequate accounting records have not been kept, or returns adequate for my audit have not been received from branches not visited by my team;
- the financial statements are not in agreement with the accounting records and returns; or
- I have not received all the information and explanations I require for my audit.

Responsibilities

Responsibilities of the responsible financial officer for the financial statements

As explained more fully in the Statement of Responsibilities for the Statement of Accounts set out on page 14, the responsible financial officer is responsible for the preparation of the statement of accounts, which gives a true and fair view, and for such internal control as the responsible financial officer determines is necessary to enable the preparation of statements of accounts that are free from material misstatement, whether due to fraud or error.

In preparing the statements of accounts, the responsible financial officer is responsible for assessing Bridgend County Borough Council's ability to continue as a going concern, disclosing as applicable, matters related to going concern and using the going concern basis of accounting unless deemed inappropriate.

Auditor's responsibilities for the audit of the financial statements

My objectives are to obtain reasonable assurance about whether the financial statements as a whole are free from material misstatement, whether due to fraud or error, and to issue an auditor's report that includes my opinion. Reasonable assurance is a high level of assurance but is not a guarantee that an audit conducted in accordance with ISAs (UK) will always detect a material misstatement when it exists. Misstatements can arise from fraud or error and are considered material if, individually or in the aggregate, they could reasonably be expected to influence the economic decisions of users taken on the basis of these financial statements.

Irregularities, including fraud, are instances of non-compliance with laws and regulations. I design procedures in line with my responsibilities, outlined above, to detect material misstatements in respect of irregularities, including fraud.

My procedures included the following:

- enquiring of management and those charged with governance, including obtaining and reviewing supporting documentation relating to the Council's policies and procedures concerned with:
 - identifying, evaluating and complying with laws and regulations and whether they were aware of any instances of non-compliance;
 - detecting and responding to the risks of fraud and whether they have knowledge of any actual, suspected or alleged fraud; and
 - the internal controls established to mitigate risks related to fraud or non-compliance with laws and regulations.
- considering as an audit team how and where fraud might occur in the financial statements and any potential indicators of fraud. As part of this discussion, I identified potential for fraud in the following areas: revenue recognition, posting of unusual journals and biases in accounting estimates.
- obtaining an understanding of the Council's framework of authority as well as other legal and regulatory frameworks that the Council operates in, focusing on those laws and regulations that had a direct effect on the financial statements or that had a fundamental effect on the operations of Bridgend County Borough Council.

In addition to the above, my procedures to respond to identified risks included the following:

- reviewing the financial statement disclosures and testing to supporting documentation to assess compliance with relevant laws and regulations discussed above;
- enquiring of management, the Audit Committee and legal advisors about actual and potential litigation and claims;
- reading minutes of meetings of those charged with governance and the Council;
- in addressing the risk of fraud through management override of controls, testing the appropriateness of journal entries and other adjustments; assessing whether the judgements made in making accounting estimates are indicative of a potential bias; and evaluating the business rationale of any significant transactions that are unusual or outside the normal course of business.

I also communicated relevant identified laws and regulations and potential fraud risks to all the audit team and remained alert to any indications of fraud or non-compliance with laws and regulations throughout the audit.

The extent to which my procedures are capable of detecting irregularities, including fraud, is affected by the inherent difficulty in detecting irregularities, the effectiveness of the Council's controls, and the nature, timing and extent of the audit procedures performed.

A further description of the auditor's responsibilities for the audit of the financial statements is located on the Financial Reporting Council's website www.frc.org.uk/auditorsresponsibilities. This description forms part of my auditor's report.

Certificate of completion of audit

I certify that I have completed the audit of the accounts of Bridgend County Borough Council in accordance with the requirements of the Public Audit (Wales) Act 2004 and the Auditor General for Wales' Code of Audit Practice.



Adrian Crompton
Auditor General for Wales

24 Cathedral Road, Cardiff CF11 9LJ

27 January 2023

The maintenance and integrity of Bridgend County Borough Council's website is the responsibility of the Accounting Officer/Client Officer; the work carried out by auditors does not involve consideration of these matters and accordingly auditors accept no responsibility for any changes that may have occurred to the financial statements since they were initially presented on the website.

Annual Governance Statement



Contents

1	Foreword
2	Governance Framework
3	Assessing Performance
4	Audit Assurance
5	Improving Governance
6	Assurance Statement

1 Foreword

“One Council working together to improve lives”

This is the Council’s vision as stated in the [Corporate Plan](#) for 2018-2023 reviewed for 2022-23, which also sets out what our long-term well-being objectives are so that amongst all of the complexity of increased demand and reduced resources we can keep a clear focus on what is really important for our communities.

We want to contribute to a place where people want to live, work, study and do business, where people have the skills and qualifications they need to improve their life chances, enjoy good health and a sense of well-being and independence.

It is necessary to ensure that our communities and those that use and pay for our services, those who deliver our services and our partners and suppliers have confidence in our governance arrangements. They must be assured that our services are provided effectively and efficiently and delivered on a consistent basis, that public money is safeguarded and properly accounted for; and that decisions are taken transparently and lawfully. This is especially the case given the ongoing challenges in recent years, particularly the unprecedented impact of the Coronavirus pandemic, the ongoing implications of the exit from the European Union and the ramifications arising from the current conflict in Ukraine. Additional measures were in place to ensure the Council maintains proper governance through this unprecedented events, and they continue to be monitored and strengthened as we go forward.

The Council also has a duty to set well-being objectives under the Well-being of Future Generations (Wales) Act 2015 and the Local Government Elections (Wales) Act 2021 to make arrangements and keep under review the extent to which it is exercising its functions effectively, using its resources economically, efficiently and effectively and to ensure its governance is effective for securing these performance requirements.

Our governance arrangements operate effectively in supporting the Council in meeting its challenges and responsibilities and have continued to do so in the current uncertain times. Improvements are continually being made and opportunities to do so going forward have been identified. These will be monitored during 2022-23 to ensure that the necessary improvements are made.



Cllr Huw David
Leader of the Council



Mark Shephard
Chief Executive

2 Governance Framework

What is Corporate Governance?

Corporate governance comprises the systems, processes, culture and values by which the Council is directed and controlled, led and held to account, and how it engages with stakeholders. It is also about the way that Councillors and employees think and act.

The Governance Framework enables the Council to monitor the achievement of its strategic objectives and to consider whether they have led to the delivery of appropriate, cost-effective services.

What this Statement tells you

This Statement describes the extent to which the Council has complied with its Code of Corporate Governance and the requirements of the Accounts and Audit (Wales) Regulations 2014 and the Accounts and Audit (Wales) (Amendment) Regulations 2018 for the year ended 31 March 2022.

It also sets out how the Council has responded to governance issues identified during 2021-22 and actions to be undertaken during 2022-23 following an annual review of the Governance Framework.

The Statement has been prepared in accordance with the 2016 guidance: '[Delivering Good Governance in Local Government Framework](#)' produced by the Chartered Institute of Public Finance and Accountancy (CIPFA) and the Society of Local Authority Chief Executives and Senior Managers (SOLACE).



Porthcawl Seafront

The Council's Governance Responsibilities

The Council is responsible for ensuring that its business is conducted in accordance with the law and proper standards, and that public money is safeguarded, properly accounted for and used economically, efficiently and effectively.

The Council must consider the longer term impact of any decisions it makes, and should work collaboratively with other public bodies to improve well-being in Wales.¹

As a public body the Council has to ensure it delivers sustainable social, cultural, environmental and economic outcomes as a key focus of its governance process and structures. This is achieved by:

- behaving with integrity, demonstrating strong commitment to ethical values and respecting the rule of law
- ensuring openness and comprehensive stakeholder engagement

The Council's Code of Corporate Governance sets out its commitment to, and responsibility for, ensuring that there is a sound system of governance in place. The [Code](#) and [Governance Framework](#) is on the Council's website or can be obtained from the Section 151 Officer.

The Council's Code of Corporate Governance sets out the seven principles of good governance in line with CIPFA's 'Delivering Good Governance in Local Government: Framework'.

Bridgend County Borough Council Code of Governance (2017) The Council's Governance Principles are based on the following:	
A	Behaving with integrity, demonstrating strong commitment to ethical values, and respecting the rule of law
B	Ensuring openness and comprehensive stakeholder engagement
C	Defining outcomes in terms of sustainable economic, social and environmental benefits
D	Determining the interventions necessary to optimise the achievement of the intended outcomes
E	Developing the entity's capacity, including the capability of its leadership and the individuals within it
F	Managing risks and performance through robust internal control and strong public financial management
G	Implementing good practice in transparency, reporting, and audit to deliver effective accountability



¹ Well-being of Future Generations (Wales) Act 2015

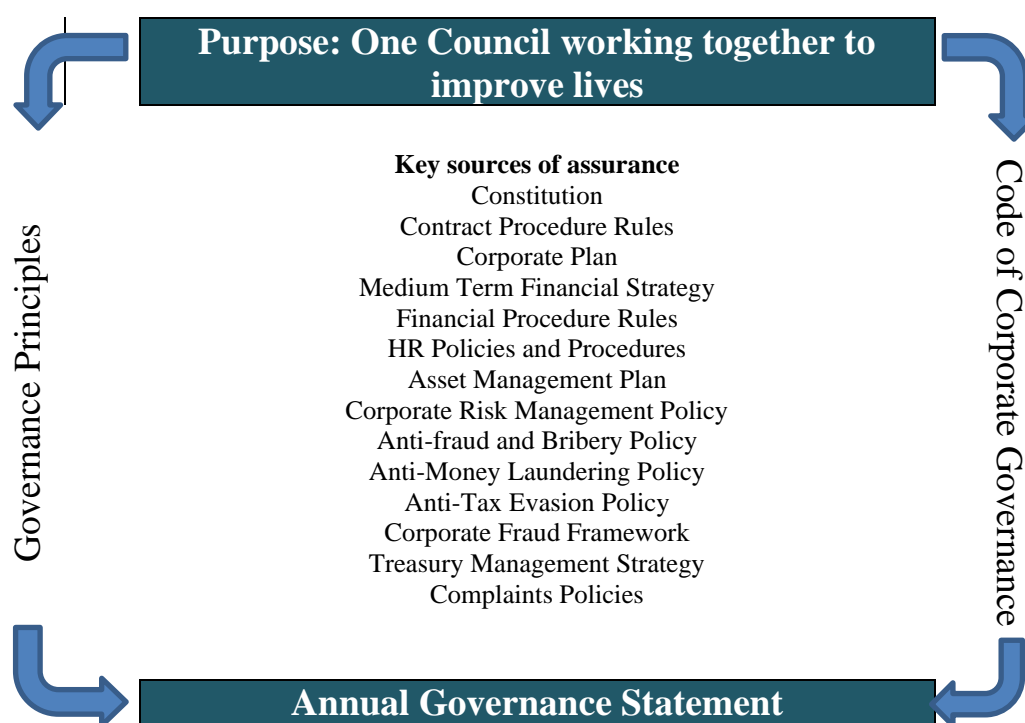
The Council's Governance Framework

The Governance Framework comprises the systems, processes and values by which the Council is directed and controlled and the means by which it accounts to, engages with and leads the local community. It enables the Council to monitor the achievement of its strategic objectives and to consider whether those objectives have led to the delivery of appropriate, cost-effective services.

The system of internal control is a significant part of that framework and is designed to make appropriate use and prevent loss of public funds. It also assists with managing the risk of failure to achieve policies, aims and objectives. It does not eliminate all the risk; the system of internal control is designed to identify and prioritise risks, evaluate the likelihood of those risks materialising and manage their impact.

In order to review the effectiveness of the governance framework, assurances are provided to, and challenged by, the Governance and Audit Committee, Scrutiny Committees, Standards Committee, Council, Cabinet and Corporate Management Board as appropriate. In addition the Section 151 Officer promotes and delivers good financial management and the Monitoring Officer promotes and delivers legal and ethical assurance.

Some of the key elements of the governance framework are highlighted below.



More widely, as part of its partnership and joint working arrangements, the Council is involved in bespoke external governance arrangements driven by the different partnership and delivery arrangements in place. Examples of these include the following:

- The Council is one of ten Councils jointly delivering the Cardiff Capital Region City Deal (CCRCD), which has in place joint Scrutiny and Cabinet to ensure governance in its implementation. The CCRCD aims to raise economic prosperity, job prospects and improve digital and transport connectivity and is a significant investment into the South Wales economy. The Council is

committed to contributing to the delivery of these objectives across the region to ensure that the community and business within the Borough can benefit from this investment

- The Local Government and Elections (Wales) Act provides Ministers with the powers to establish Corporate Joint Committees covering the four functions of economic wellbeing, transport, strategic planning and school improvement. The Welsh Government's South East Wales Corporate Joint Committee Regulations 2021 established a Corporate Joint Committee (CJC) for the Cardiff City Deal region and provided that the three core functions (economic well-being, transport and strategic planning) would be conferred on the South East Wales CJC on the 28 February 2022. However, in January 2022 the Welsh Government laid amendment regulations to change the date on which the three core functions will be conferred on the South East Wales CJC from 28 February 2022 to 30 June 2022. Cardiff Capital Region Cabinet has put in place steps to enable the transition to a Corporate Joint Committee by the required deadline.
- The Council works closely with Health and there is in place regional arrangements managed by the Cwm Taf Regional Partnership Board. The Regional Safeguarding Board and Regional Partnership Board provide leadership across the region for safeguarding and integrated planning of health and social care services though the Adoption Service continues to operate on the previous 'Western Bay' footprint.
- The Council is a participant in a number of shared services, with other local authorities, such as the Shared Regulatory Services with Cardiff and the Vale of Glamorgan Councils, and Central South Consortium, a joint education service for five local authorities. These are governed by joint committees which comprise elected members from each of the local authorities. The Council also is a partner in the Regional Internal Audit Shared Services with Vale of Glamorgan, Rhondda Cynon Taf and Merthyr Tydfil Councils.

Decision Making and Responsibilities

Following the Local Democracy and Boundary Commission for Wales' Review of the Electoral Arrangements of the County Borough of Bridge in 2019, and the Local Government Elections in May 2022, the Council now consists of 51 elected Members (a reduction of 3 members), with an elected Leader and Cabinet who are supported and held to account by Scrutiny Committees.

The Council's constitution sets out how the Council operates, how decisions are made and the procedures for ensuring that the Council is efficient, transparent and accountable to local people. It contains the basic rules governing the Council's business and sets out a list of functions and decisions exercisable by officers. It also contains the rules and protocols by which the Council, Members and officers operate.



Through the Constitution, along with the Member's Code of Conduct, Standards Committee and role of internal audit, the Council operates with **integrity, ethical values** and within its **legal** powers. The Model Welsh Constitution, which was commissioned at the request of the All-Wales Monitoring Officer Group to take into account the new legislative requirements placed on local authorities under the Local Government and Elections (Wales) Act 2021, will be presented to Council subsequent to the Annual General Meeting. The new model, when adopted, ensures a greater degree of consistency in approach across local authorities.

All Council and Committee meetings' agendas, papers and minutes can be viewed on-line and pre-pandemic all meetings were open to the public unless exempt or confidential matters were being discussed. Since the pandemic meetings are held virtually and recorded and placed on the Council's website for the public to access. The Council's forward work programme contains information about all matters that are likely to be the subject of a decision taken by full Council or Cabinet during the forthcoming period. They also include information regarding Scrutiny Committees. To further enhance **openness** and **comprehensive stakeholder engagement** the Council has a Citizen's Panel, which takes part in surveys on a range of issues. The Council also uses social media to promote services and engage with the public and makes information available in a range of formats to maximise the opportunity for information sharing and to enable residents to communicate with the Council.

Local Government and Elections (Wales) Act 2021

The Local Government and Elections (Wales) Act received Royal Assent on 20 January 2021. The Act is a substantial piece of legislation covering electoral reform, public participation, governance and performance and regional working. There are many reforms within the Act, however, in summary the Act introduces:

- Reform of electoral arrangements for local government, including extending the voting franchise to 16 and 17 year olds;
- Introduction of a general power of competence;
- Reforming public participation in local government;
- Reforms around democratic governance and leadership;
- Collaborative working;
- Reform of the performance and governance regime;
- Powers to facilitate voluntary mergers of principal councils.

In order to provide local authorities with certainty as to what legislative changes are being implemented when, and ensure the required preparations can be made, Welsh Government has made three Commencement Orders, which will be accompanied by other relevant subordinate legislation, which will bring the relevant provisions into force on a series of dates between March 2021 and 5 May 2022.

The Act is having, and will continue to have, a wide-ranging impact on the organisation, powers, performance measurement and governance of the Council, including changes to the composition and terms of reference of the Governance and Audit Committee. New responsibilities, some of which the Committee has already started to assume, include:

- a role in reviewing the Council's self-assessment report and making any recommendations for change;
- consideration of the outcome and response to a panel performance assessment of the Council, and;
- responsibility for making reports and recommendations in relation to the authority's ability to handle complaints effectively.

In addition, from May 2022 the composition of the Governance and Audit Committee has changed, and there is a requirement for one-third of its members to be lay members, and for the Chair of the Committee to be a lay member. For Bridgend this means that the Committee will comprise 8 elected members and 4 lay members.

Role of the Governance and Audit Committee

The **Governance and Audit Committee** provides independent assurance on the Council's internal control environment. It is a statutory Committee for the duration of 2021-22 consisted of 11 Councillors and 1 Lay Member. Following implantation of the Local Government and Elections Act, from 2022-23 it consists of 8 Councillors and 4 Lay Members. Its main functions are:

- Review and scrutinise reports and recommendations in relation to the Council's Financial Affairs
- Review and scrutinise reports and recommendations on the appropriateness of the Council's risk management, internal control and corporate governance arrangements
- Oversee the Council's internal and external audit arrangements
- To be responsible for ensuring effective scrutiny of the Treasury Management Strategy and Policies
- To monitor the Council's Anti-Fraud and Bribery Strategy, Anti-Money Laundering Policy and Anti-Tax Evasion Policy
- To review and approve the Council's Annual Governance Statement and the Annual Statement of Accounts
- To review and consider reports from the External Auditor and Inspectors
- To review and assess the Council's ability to handle complaints effectively and make recommendations in this respect
- To review the Council's draft self assessment report on its performance and, if deemed necessary, make recommendations for changes to the conclusions



3 Assessing Performance

Under the Local Government and Elections (Wales) Act 2021 the Council has a duty to report on its performance through an annual self-assessment report. This is a wider assessment than the previous [Annual Report](#), which was an annual self-evaluation of progress against the Council's Corporate Plan. The Annual Report looked back on the progress made during the year on the steps to meet the well-being objectives. The report considered measures of success with targets set annually and used to drive improvement. The self-assessment report is much wider and must set out the Council's conclusions on the extent to which it met the performance requirements during that financial year, and any actions it intends to take, or has already taken, to increase the extent to which it is meeting the performance requirements. The duty includes a requirement for Governance and Audit Committee to review the draft report, and for the final report to be submitted to at least the Auditor General for Wales, Her Majesty's Chief Inspector of Education and Training in Wales and Welsh Ministers.

During 2021-22 the Council was still managing the impact of the Covid-19 pandemic, and trying to move into the recovery and renewal phase. The governance arrangements and processes that the Council had put in place during the earlier stages of the pandemic were continually reviewed and amended to ensure it could continue to support residents and businesses during these difficult and challenging times.

The Corporate Plan

The Corporate Plan 2018-23, updated for 2022-23, agreed in February 2022 sets out the Council's vision: '**One Council working together to improve lives**'. The Plan defines the Council's three priorities well-being objectives and its organisational values and principles that underpin how it will work to deliver its priorities. The Council defines its purpose to 'contribute to a place where people love to live, work, study and do business, where people have the skills and qualifications they need to improve their life chances, and enjoy good health and a sense of well-being and independence'.



Underpinning the Council's Corporate Plan and throughout its decisions-making process, the principles of the Well-being of Future Generations (Wales) Act 2015 are applied. The table shows how the Council's well-being objectives contribute to the seven well-being goals.

Well-being Goal	Well-being Objective		
	Supporting a successful sustainable economy	Helping people and communities to be more healthy and resilient	Smarter use of resources
A prosperous Wales	✓		✓
A resilient Wales			✓
A healthier Wales	✓	✓	✓
A more equal Wales	✓	✓	✓
A Wales of cohesive communities	✓	✓	✓
A Wales of vibrant culture and thriving Welsh language	✓	✓	
A globally responsible Wales	✓		✓





In addition to the seven well-being goals, the Well-being of Future Generations (Wales) Act 2015 puts in place the sustainable development principle and defines the five ways of working that public bodies must adopt to demonstrate they have applied the sustainable development principle. The five ways of working are:





















Long-term: thinking of future generations and of our natural resources.

Prevention: this is the step before any issues arise and is aimed at making sure that solutions and interventions are targeted and available to stop statutory services being required.

Integration and **Collaboration:** with colleagues and partners. Ensure decisions are joined up across services and work more closely with partners in the public, private and third sectors.

Involvement: consult and involved local people in planning and delivering services.

5 Ways of Working	Long term	Prevention	Integration	Collaboration	Involvement
Our Principles					
To support communities and people to create their own solutions and reduce dependency on the Council.					

5 Ways of Working	Long term	Prevention	Integration	Collaboration	Involvement
To focus diminishing resources on communities and individuals with the greatest need.					
To use good information from service users and communities to inform its decisions.					
To encourage and develop capacity amongst the third sector to identify and respond to local needs.					
To not let uncertainty over the future of public services prevent meaningful and pragmatic collaboration with other public sector bodies.					
To work as one Council and discourage different parts of the organisation from developing multiple processes or unnecessarily different approaches.					
To transform the organisation and many of its services to deliver financial budget reductions as well as improvements.					

Welsh language – Wales has two official languages, Welsh and English, and services and information should be equally available in both. The Council’s internal business language is English, but all the services and information we provide for local people will be equally available in either language.

The Corporate Plan identifies a number of key principles which underpin its Well-being objectives and has adopted a set of values that represent what the Council stands for and influences how it works. The key principles are set out below.

- Wherever possible the Council will support communities and people to create their own solutions and reduce dependency on the Council
- The Council will focus diminishing resources on communities and individuals with the greatest need
- The Council will use good information from service users and communities to inform its decisions
- The Council will encourage and develop capacity amongst the third sector to identify and respond to local needs
- The Council will not let uncertainty over the future of public services prevent meaningful and pragmatic collaboration with other public sector bodies
- The Council will work as one Council and discourage different parts of the organisation from developing multiple processes or unnecessarily different approaches
- The Council will transform the organisation and many of its services and in so doing will deliver financial budget reductions as well as improvements

The Council’s values, or the **FACE** of the Council are:

- **F**air – taking into account everyone’s needs and situations
- **A**mbitious – always trying to improve what we do and aiming for excellence
- **C**itizen-focused – remembering that we are here to serve our local community
- **E**fficient – delivering services that are value for money

Covid-19

The UK was first put into lockdown on 23 March 2020 in an unprecedented step to attempt to limit the spread of coronavirus. During the summer of 2020 some of the rules were relaxed but subsequent lockdowns were put into place over the remainder of that year to deal with significant surges in cases from new strains of the virus, in order to protect lives and support the NHS. NHS Wales developed very detailed plans and strategies in preparation for the Covid-19 vaccination programme and from December 2020 the Pfizer BioNTech vaccine was launched, just in advance of the rollout of the Oxford AstraZeneca vaccine in January 2021. Since then a total of almost 7 million doses of first, second and booster vaccinations have been provided to adults and young people.

The Council has continued to adapt to new ways of working throughout this period, and learned from, and built on, some of the new practices that were put into place during the initial lockdown period. These changes have impacted upon governance and decision making processes and continue to be reviewed as we enter the recovery and renewal phase. A report was presented to Cabinet in September 2021 on the Future Service Delivery Model for the Council which outlined the challenges that the pandemic had provided the Council with, and plans for future service delivery going forward, including the guiding strategic principles, potential benefits and challenges, and other influencing factors. A key principle was that the Council's model would align with Welsh Government's goal of 30% of our workforce being agile and working from home, at any given point, by 2024. The model is to be taken forward by a cross-cutting project board.

Covid-19 restrictions have been removed in Wales from 18 April 2022, however, businesses, employers and other organisations must continue to undertake a specific coronavirus risk assessment and take reasonable measures to minimise exposure to, and the spread of, coronavirus. As a consequence, and in line with the adopted strategic principles, many of the Council's staff continue to work from home. The Council is working on the interim phase of the Future Service Delivery Model currently and, since late 2021, has enabled service areas to return to the office, subject to an approved business case, which sets out the benefits of the proposal along with a risk assessment of the health and safety considerations of that return. In addition, where staff are experiencing well-being issues, they are able to book a desk in advance for a period of time, and work has recently been completed on the development of a digital Booking App for this process to replace the previous manual process. In March 2022 the Civic Offices re-opened for the first time in 2 years, to enable members of the public to attend in person to deal with their specific queries. However, the focus is on using this mechanism to signpost customers to online services and to support them through this, in order to safeguard the good work and opportunities that arose whilst the Civic Offices were closed.

Office-based staff are equipped to work at home either with laptops and telephone facilities installed on the laptops, or on home computers linked to the Council's corporate network. The Council significantly increased its infrastructure ability to enable all who could work from home to do so. This included providing multiple accessibility platforms to enable access. The capacity of back end storage has been increased and the security of the network remains at a high level. The ICT Service Unit are audited and accredited on an annual basis to comply with the Public Services Network Code of Connection (PSN CoCo). During the Coronavirus pandemic and more recently the conflict in Ukraine the National Cyber Security Centre advised all government organisations to be on high alert to the threat of cyberattacks. The Council's ICT service are progressing towards Cyber Essentials Plus certification to complement the current PSN CoCo.

At the start of the pandemic a number of services, including schools, were closed, although the Council continued to maintain a significant number of essential services running, particularly the provision of social care services for vulnerable adults and children and waste collection services. Services that were closed included cultural venues, leisure centres, community recycling centres and day services. During

the year, as lockdown restrictions initially eased, a number of these reopened, but with social distancing measures in place, or were provided differently. Schools adapted to provide blended learning and during full lockdown, online learning, with most pupils being taught via their home computers and funding was secured to enable digitally excluded pupils to continue to learn from home.

During 2021-22 all Council committee meetings were held virtually via Microsoft Teams and recorded and uploaded to the Council's website following the meeting. This enables full and transparent decision making and includes procedures for enabling Members to vote on key decisions. Going forward, work is scheduled to be undertaken on the Council Chamber and in a number of Committee rooms to enable hybrid meetings to take place. In January 2021, as the latest lockdown came into place, CMB introduced a specific CMB Gold meeting to discuss Covid related issues, outside of their regular CMB agenda. This was supplemented by a Covid Silver Group, consisting of Heads of Service, some group managers and other key officers, to consider more of the operational implications of the pandemic. The Covid Silver Group escalates any decisions required and any recommendations made to CMB. As the crisis has reduced both groups have continued to meet but have widened their coverage to include other non-Covid related strategic issues which benefit from a cross-directorate perspective.

Part of the national response to the impact of the pandemic has been to provide additional financial support to the economy and individuals, including the distribution of business grants, business rates relief, winter fuel payments and self-isolation payments, all of which have been administered by the Council. This is in addition to a number of social care workforce payments, intended to financially recognise and reward the hard work and commitment of social care staff, both those working for the Council and those in independent and private settings, who provided essential care to the most vulnerable citizens during the Covid-19 pandemic. This has required staff to focus on administering, managing and paying a large volume of grants in short timescales. During the financial year there have been a number of different grants and schemes funded by Welsh Government, but managed and administered by the Council, including:

Grant	Amount paid out
NDR Covid Grants January 2022	£1,992,000
Hardship Fund (including loss of income)	£12,872,024
Self-isolation payments	£1,736,750
Social Care Workforce Payments	£3,602,883
Statutory Sick Pay top-ups	£182,830
Winter Fuel Payments	£1,729,400
Economic Resilience Fund	£451,500
TOTAL	£22,567,387

Each of these grants has had different criteria, different awards processes (automatically paid or application process) and different funding amounts. This has required a coordinated effort between the taxation section, regeneration team, ICT, payroll, Finance and the social services department, often within very short timescales, at the same time ensuring that public funds are used appropriately and that control mechanisms are in place to safeguard the funding.

All have required new processes to be put in place to administer them, including digital changes to enable applications to be submitted online, system changes, cash management and accounting processes to be considered. We have used knowledge acquired from previous grant rounds to improve and automate our processes for the more recent grants, improving efficiency, reducing delays and avoiding fraud and duplication. The new winter fuel payments are highly automated and require much less staff input than the initial grants the Council had to administer.

Other services have had to think differently about how they could continue to provide services during the lockdown period. Most service areas have had to adapt and many employees have been able to

work in a different and more agile way. There is a significant challenge to the organisation moving forward in ensuring that many of the new ways of working that have worked well continue to do so. Other services have had to reconsider how they continue to deliver to the public over time. One example is the provision of free school meals, which initially was provided through a 'packed lunch' style arrangement, which pupils collected from specific locations. This subsequently changed to a food parcel delivery service to pupils' homes, and then in October 2021, as a result of feedback from parents, new arrangements were put into place and food payment vouchers were issued to the parents and carers of children eligible for free school meals.

In addition to the business grants, Welsh Government has continued to provide a number of specific grants to meet the additional costs of Local Authorities as a result of the pandemic, for costs in general and targeted at specific areas, such as adult social care, free school meals, homelessness and personal protective equipment. Costs are collated across the Council to enable these grants to be drawn down, the majority of which are claimed against the Welsh Government Hardship Fund. There is also the impact of lost income from fees and charges, which creates an additional pressure. The Council claimed and had approved the following amounts:

Welsh Government Hardship Fund	Claimed £000	Approved £000	Disallowed £000
Additional expenditure	14,748	14,682	66
Loss of Income	1,762	1,762	0
Total	£16,510	£16,444	£66

Cost pressures and loss of income not covered by Welsh Government have created additional pressures on the Council budget, so the Council established a specific earmarked reserve at the end of 2019-20 to enable it to mitigate any non-funded Covid related costs in both 2020-21 and beyond. In addition, in recognition that the WG Hardship Fund ended on 31 March 2022, a budget pressure of £1 million was approved by Council for 2022-23 as part of the Medium Term Financial Strategy 2022-23 to 2025-26 to meet ongoing budget pressures, both in respect of additional cost pressures and ongoing loss of income.

Over the past year the Council has continued to respond to the Covid-19 pandemic by continuing to make payments in advance of supply where appropriate, maintaining management fee levels for some of our key providers during the pandemic, and when necessary increasing the number of BACS payments made per week to ensure funding reached supplier accounts more quickly. Introducing more streamlined methods of payment were also used, to minimise the time taken to process payments into the Council's Finance system and release payments to recipients.

In recent months the Council has experienced additional costs not only as a result of the pandemic, but also rising costs resulting from Brexit, increases in inflation not seen for over a decade, and more recently the impact of the war in the Ukraine. The impact is being felt in food and energy prices, amongst others. These have resulted in a so-called Cost of Living crisis and will only get worse once the increase in National Insurance contributions come into effect from April 2022. It is unclear what the longer term consequences of these will be, or how they will be managed. However, it seems inevitable that a large number of businesses and individuals will find themselves in financial difficulties and may go out of business or require additional financial support, despite the various support schemes that have been put in place over the last 2 years. Town centre businesses are likely to continue to struggle as staff continue to work from home, either on a permanent or part-time basis, thus impacting on the footfall in these main retail areas.

Inspections

In March 2019 Estyn inspected Bridgend's local government education services. Following the inspection Estyn identified four recommendations to further improve Bridgend's provision of education services to children and young people. Following the inspection, the Council developed a post-inspection action plan (PIAP) to ensure the areas for improvement identified within the Estyn report would be addressed. The Council (supported, where appropriate, by Central South Consortium) have continued to work to address all of the recommendations from the Inspection. The Council conducts regular monitoring to ensure that progress is made and that next steps for improvement are identified and understood by all officers.

Care Inspectorate Wales carry out regulatory inspections of the Council's registered care provision. The Council is a significant provider of adult and children's regulated care services and the Head of Adult Services and the Head of Children's Services are Responsible Individuals for the provision, with legal responsibilities in accordance with the Regulation and Inspection of Care (Wales) Act (2018). There have been regular meetings between senior officers and Care Inspectorate Wales during 2020-21 to provide assurance in respect of the safety and wellbeing of people during the Covid-19 pandemic. An assurance check was carried out by Care Inspectorate Wales in April 2021, this was followed by a Performance Evaluation Inspection of Children's Services in May 2022. The Cabinet has approved a 3 year strategic plan to improve outcomes in children's social care, and the improvements in this plan, and the Care Inspectorate Wales Inspection, are being overseen by a board, chaired by the Chief Executive and advised by an independent expert in children's social care.

Annual Improvement

Audit Wales², our External Auditor, assesses the Council's arrangements for delivering continuous improvement and subsequent performance, the results of which are published in their [Annual Audit Summary 2021](#). In February 2022 they reported that the 'Auditor General certified that the Council had met its remaining Local Government (Wales) Measure 2009 duties for the financial year 2020-21, as saved by an order made under the Local Government and Elections (Wales) Act 2021'. The Summary also states that in August 2021 he concluded that 'the Council has maintained a strong financial position during the pandemic and has strengthened its Medium Term Financial Strategy'.

Audit Wales have undertaken and reported on a number of reviews during the year, the key outcomes of which are set out below.

Report	Key outcomes
At Your Discretion – Local Government Discretionary Services, April 2021	<p>Whilst not specific to Bridgend, this review looked at how Councils define their services and look to protect essential services when dealing with reductions in funding. Audit Wales focused on how Councils define services, the systems and processes they have used to review services and how robust and comprehensive these are.</p> <p>The Key Facts arising from the review were:</p> <ol style="list-style-type: none"> 1. Defining whether a service is discretionary or statutory can be complicated and does not reflect the important work of councils 2. Despite providing essential services that people depend on, councils have had to make difficult choices on what to protect in responding to over a decade of austerity 3. Service review processes help councils make tough choices but do not always draw on all key data - Citizens are willing to get

² Since 1 April 2020 the Wales Audit Office and Auditor General are branded as Audit Wales. The statutory names remain Wales Audit Office and Auditor General for Wales.

	<p>involved in helping shape and run services, but councils are neither effectively nor consistently involving them in decisions</p> <p>4. Councils are not confident that they can continue to deliver all their services in the face of rising and complex demand</p> <p>5. COVID-19 offers an opportunity to reevaluate and reset the role and value of local government - COVID-19 has demonstrated the importance of Councils as key leaders in our communities who provide essential services and a safety net for people across Wales. Also, Councils need to build on their response to COVID-19 and take the opportunity to transform the way they provide services and interact with communities</p>
<p>Review of the Council's Arrangements to Become a 'Digital Council' – Bridgend County Borough Council, September 2021</p>	<p>The review was undertaken to enable Audit Wales to understand if the Council has effective arrangements to support its ambitions of becoming a digital council. This included exploring how the Council has learned from its shift to more digital working as a result of the pandemic. Their findings from the review were:</p> <p>"The Council has begun to put arrangements in place to support its digital ambitions but needs to strengthen its plans for delivering them".</p> <p>They reached this conclusion because:</p> <ul style="list-style-type: none"> • the Council has a new digital strategy which would benefit from reflecting the impact of the pandemic and emerging national policy direction; • the Council set up a Board to oversee delivery of its digital strategy, which has provided fresh impetus, but there is scope to strengthen some governance arrangements; and • the Council has not yet determined the resource requirements needed to deliver the strategy and there is scope to further instil a corporate culture for change.
<p>Financial Sustainability Assessment – Bridgend County Borough Council, August 2021</p>	<p>This review followed the national summary report 'Financial Sustainability of Local Government as a result of the COVID-19 Pandemic', published in October 2020, and concluded phase 2 of Audit Wales' financial sustainability assessment work during 2020-21, which has resulted in a local report for each of the 22 principal councils in Wales. Their key findings from the review were:</p> <ul style="list-style-type: none"> • The Council has maintained a strong financial position during the pandemic, and has strengthened its Medium Term Financial Strategy • The immediate impact of COVID-19 on the Council's financial sustainability has been mitigated by additional Welsh Government funding • The Council has strengthened its Medium Term Financial Strategy to better reflect medium-term budget pressures and forecast changes in demand for services • There are no apparent risks to the Council's financial sustainability in relation to its use of useable reserves which continue to be at a comparatively high level • In recent years, the Council has consistently underspent its annual budget and expects to underspend again in 2020-21 • The Council has a track record of delivering the majority of its in-year planned savings. However, in common with other councils, identifying and delivering future savings will be more challenging

	<ul style="list-style-type: none"> The Council has a positive liquidity ration placing it in a good position to meet current liabilities. <p>In September 2021 Audit Wales compiled and published a national report on financial sustainability, capturing the key themes and challenges from the individual local authority review, and outlining four steps that could help to improve council's financial sustainability, namely:</p> <table border="1"> <tr> <td>Financial Strategies</td> <td>Understand short, medium and long-term challenges and clearly set out the overall priorities for the council's finances</td> </tr> <tr> <td>Reserves</td> <td>Plan your approach to, and use of, reserves to ensure that it supports longer-term financial sustainability</td> </tr> <tr> <td>Performance against budget</td> <td>Know what's realistic for services to achieve and then understand and act on areas of consistent overspends</td> </tr> <tr> <td>Savings Delivery</td> <td>Understand what is realistic for services to deliver on savings or cost reductions and act on areas that do not consistently deliver planned savings</td> </tr> </table>	Financial Strategies	Understand short, medium and long-term challenges and clearly set out the overall priorities for the council's finances	Reserves	Plan your approach to, and use of, reserves to ensure that it supports longer-term financial sustainability	Performance against budget	Know what's realistic for services to achieve and then understand and act on areas of consistent overspends	Savings Delivery	Understand what is realistic for services to deliver on savings or cost reductions and act on areas that do not consistently deliver planned savings
Financial Strategies	Understand short, medium and long-term challenges and clearly set out the overall priorities for the council's finances								
Reserves	Plan your approach to, and use of, reserves to ensure that it supports longer-term financial sustainability								
Performance against budget	Know what's realistic for services to achieve and then understand and act on areas of consistent overspends								
Savings Delivery	Understand what is realistic for services to deliver on savings or cost reductions and act on areas that do not consistently deliver planned savings								

Managing Risk

The Council faces a range of risks as would be expected from the broad range of services it delivers and activities it is engaged with. On a day-to-day basis operational risk arises from the challenge of ensuring sufficient capacity and capability to advise on, and to deliver, the key policy objectives of the Council.

The Council has developed a robust approach to the management of risk. The Corporate Risk Management Policy is aligned with Directorate Plans and the Council's performance management framework. The Council defines risk as: 'Any potential development or occurrence which, if it came to fruition, would jeopardise the Council's ability to:

- achieve its well-being objectives
- provide services as planned
- fulfil its statutory duties, including the duty to make arrangements to secure continuous improvement.'

Risks are viewed from both a Service and Council-wide perspective which ensures the key risks are distilled in the [Corporate Risk Assessment](#). The Risk Assessment sets out how the Council is addressing these risks and the mitigating actions it will put in place to reduce them. It is regularly reviewed and challenged by both senior management and the Governance and Audit Committee. It is not possible to eliminate all risk of failure to meet the targets in the Council's policies, aims and objectives and cannot therefore provide absolute assurance of effectiveness, but one of reasonable assurance.

During 2021-22 detailed Risk Management Guidance was developed for use by all departments across the Council. It enables staff to identify risks, prioritise them and implement actions to mitigate them, in a consistent and timely manner. Training was rolled out to all directorate management teams and the roles and responsibilities at each stage of the process outlined. Directorate Business Plans were revised to ensure that processes and actions are aligned with the corporate risk management process.

Financial Management

The financial management of the Council is conducted in accordance with all relevant legislation and the Constitution. The Council has in place Financial Procedure Rules, Contract Procedure Rules, a specific Financial Scheme for Schools, and the scheme of delegation also provides the framework for financial control. The Section 151 Officer is responsible for establishing a clear framework for the management of the Council's financial affairs and for ensuring that arrangements are made for their proper administration.

The Council's ability to deliver savings and contain its expenditure within its overall budget is well established. However, the Council faces significant challenges in the future in the face of uncertain funding levels and cost pressures, and the long term impact of Brexit, the pandemic and the current conflict in the Ukraine. The Council estimates that it will need to generate approximately £21 million of savings over the period 2022-23 to 2025-26. The Medium-Term Financial Strategy has taken account of known cost pressures and priority areas in line with the Corporate Plan and undertaken extensive consultation to ensure a robust process. To ensure greater involvement of stakeholders in the development of the Medium Term Financial Strategy an eight week consultation 'Shaping Bridgend's Future' was undertaken between 20 September and 14 November 2021, the emphasis of which was on what the public felt worked well during the pandemic, and where we need to continue to make changes or improvements as we recover from the pandemic to ensure that the Council is able to deliver sustainable and effective services for the next five to ten years. Due to social distancing requirements, the budget consultation was pre-launched on social media prior to the live survey date and the consultation itself focused more on online, social media and interactive engagement methods. Communication took place through a wide variety of methods, including surveys, social media, online engagement sessions, online Frequently Asked Questions as well as videos, radio adverts and media releases. To gather the views of young people the consultation team attended a Bridgend Youth Council meeting and promoted the consultation amongst learners, staff and parents at Bridgend secondary schools and Bridgend College. The Medium Term Financial Strategy can be found on the Council's website [here](#). For the first time in a number of years Welsh Government has given all-Wales indicative funding levels for the next two financial years, but no indications of likely funding for Bridgend. Given this uncertainty, the Council has developed detailed budgets for year one of the Strategy with indicative budgets thereafter based on a range of funding scenarios.

The Council has in place robust arrangements for effective financial control through the Council's accounting procedures, key financial systems and the Financial Procedure Rules. The Financial Procedure Rules were reviewed during the financial year to better reflect current working practices and were approved by Cabinet in November 2021. Arrangements in place to demonstrate good financial control include established budget planning procedures and regular budget monitoring reports to Cabinet and Scrutiny Committee, as well as detailed information to budget holders. The Council prepares its Annual Accounts as required by the Accounts and Audit (Wales) Regulations and in accordance with the Code of Practice on Local Authority Accounting in the United Kingdom.

The Council follows the CIPFA Code on Treasury Management and Welsh Government's Guidance on Local Authority Investments to ensure that funds invested are secure, accessible when necessary and

attract an appropriate return and any borrowings needed are in line with the Council's Treasury Management Strategy, as approved by Council. During the Coronavirus pandemic reliance on Treasury Management advice has been crucial, and significant levels of cash movements meant an increased focus was needed on managing cash flows in as secure a manner as possible. 2021-22 did not see the same level of grant funding for businesses as a result of Welsh Government Covid grants as was seen at the start of the pandemic in March and April 2020, and the market uncertainty as a result. The Council has been able to invest monies across its wider investment options in line with the Council's [Treasury Management Strategy](#) and enable it to reduce its reliance on the Debt Management Office, though this remains a key investment option for the Council.

CIPFA issued a revised Treasury Management Code of Practice in December 2021, with full implementation from 2023-24. CIPFA also issued a new edition of the Prudential Code for Capital Finance in Local Authorities in December 2021. The Code requires local authorities to determine a Capital Strategy, to be approved by Council, which demonstrates that the authority takes capital expenditure and investment decisions in line with service objectives and properly takes account of stewardship, value for money, prudence, sustainability and affordability. A significant change in the Code is that, to comply with the Code, an authority must not borrow to invest primarily for financial return. The Code does not require existing commercial investments, including property, to be sold. However it does set out that authorities that have a need to borrow should review options for exiting their financial investments for commercial purposes. The Council is unlikely to invest for commercial purposes but will focus on delivering schemes that meet its service objectives. New indicators have been included on affordability, and a 'Liability Benchmark' replaces the prudential indicators on gross debt and the capital financing requirement. The [Capital Strategy 2022-23](#) has been revised to reflect the changes in the Prudential Code. The Strategy continues to evolve to provide a robust, medium to long term capital plan for the Council.

Compliance with the CIPFA Financial Management Code of Practice

The Chartered Institute of Public Finance and Accountancy (CIPFA) launched the Financial Management Code of Practice (FM Code) in November 2019. The FM Code was developed in the context of increasing concerns about the financial resilience and sustainability of local authorities.

The FM Code sets out the principles by which authorities should be guided in managing their finances and the specific standards that they should, as a minimum, seek to achieve. It clarifies how Chief Finance Officers should satisfy their statutory responsibility for good financial administration as required in section 151 of the Local Government Act 1972 and emphasises the collective financial responsibility of the whole leadership including the relevant elected members.

By complying with the principles and standards within the code authorities will be able to demonstrate their financial sustainability. Whilst the Code is designed to be flexible to the nature, needs and circumstances of individual authorities, it is up to each authority to determine the extent to which it complies with the FM Code and to identify what action it may wish to take to better meet the standards that the FM Code sets out. Full compliance was expected for the 2021-22 financial year (i.e. from April 2021). In its Guidance Bulletin 06 (*Application of the Good Governance Framework 2020/21*) CIPFA stated that the Annual Governance Statement should include the overall conclusion of an assessment of the organisation's compliance with the principles of the FM Code. Also, that where there are outstanding matters or areas for improvement, these should be included in the action plan.

For the 2021-22 financial year the Council made an assessment of current compliance with the 17 Standards outlined in the FM Code. The assessment identified that the Council could demonstrate compliance with all of the Standards, but that further actions could be taken to enhance compliance during 2022-23. These actions were included in the Action Plan for 2021-22 and were to review the

Financial Procedure Rules, Code of Corporate Governance and to continue to support professional development. Progress against these are included in Section 5 – Improving Governance.

4 Audit Assurance

Audit and Audit Assurances

The Council is audited externally by the Auditor General for Wales, supported by Audit Wales. The objectives of this are to obtain assurance on whether the financial statements as a whole are free from material misstatement, whether due to fraud or error; that the accounts have been prepared in accordance with legislative requirements and the Code of Practice on Local Authority Accounting in the United Kingdom; and to issue an opinion thereon. They also assess our arrangements for securing economy, efficiency and effectiveness in the use of resources.

In 2021 the External Auditor gave an unqualified audit opinion on the financial statements 2020-21.

Audit Wales also audit a number of grant claims and in the year completed 7 audits of grants and returns. Two claims were qualified, including Housing Benefit due to a few errors which resulted in an amendment to the claim of £10.27, and a further grant was qualified as a result of an increase in costs on the scheme and authorisation of an invoice not in line with the Council's procedures. The audit report has been submitted to Welsh Government.

In addition Audit Wales undertake reviews of various services and also performance reviews throughout the year, the outcome of which are reported to the Governance and Audit Committee.

The Head of Internal Audit's annual opinion on the adequacy and effectiveness of the Council's framework of governance, risk management and control for 2021-22 is:

“Reasonable Assurance”

The opinion states that, based on the work completed by the Regional Internal Audit Shared Service for the financial year, no significant cross-cutting control issues have been identified that would impact on the Council's overall control environment. The weaknesses that have been identified are service specific.

As described earlier in the Annual Governance Statement the way the Council has had to operate during 2021-22 has been severely affected by the COVID 19 pandemic. Many staff have worked remotely, and systems & processes have had to be adjusted to cater for the new ways of working. Similarly, Internal Audit has worked remotely, conducting audits and obtaining evidence digitally. Each audit has considered the potential impact of COVID 19 and remote working to ensure adequate controls and governance arrangements remained in place.

The pandemic did have some impact on the delivery of the internal audit plan for 2021-22 and a limited number of audits were deferred due to the pressures on some service areas. These audits will be carried out in 2022-23. The Internal Audit coverage was still sufficient for the Head of Audit to be able to give an opinion.

The recommendations made to improve governance, risk management and control have been accepted and are at various stages of implementation.

For most of the financial year there continued to be interim arrangements in place to cover the statutory position of the Council's Section 151 Officer/Head of Finance. However, a permanent appointment was made during the year and the successful applicant took up post in December 2021. The postholder is an experienced Section 151 Officer from a neighbouring Welsh local authority and has brought a raft of experience and knowledge to the role. In addition, the finance section has been undergoing a restructure during most of the financial year to make permanent a number of temporary positions and to provide more resilience in certain areas. It also enabled the team to update staffing requirements following changes to working practices over recent years. The structure was implemented from 1 January 2022 and most positions are now filled on a permanent basis. Where necessary staff have been undergoing training and development in their new roles and this will continue going forward to ensure that staff have the correct skills for their new roles.



Bridgend Bus Station

5 Improving Governance

A number of significant issues were identified in the Council's 2020-21 Annual Governance Statement. The progress made on the significant issues is shown below:

Issue	Governance Principle	Action	Update
Implementing the Local Government and Elections (Wales) Act 2021	A	The Council will need to implement measures to comply with the Act. This will include for example changes to the composition and terms of reference of the Governance and Audit Committee from May 2021, the establishment of Corporate Joint Committees, wider performance review and self-assessment, and the introduction of measures to establish public participation. The Council will consider the Welsh Government Commencement Orders and subordinate legislation and will put in place processes for implementing the required changes.	Council received a report on 20 January 2021 outlining the main provisions of the Act together with an Action Plan to ensure that the Council is prepared for the various elements of the Act as they come into force. A report was presented to Council on 20 October 2021 seeking approval for changes to the membership of the Governance and Audit Committee (GAC) to take effect following the Annual Meeting of Council on 18 May 2022. The GAC received an information report outlining those changes on 11 November 2021. The GAC has also assumed some of its new responsibilities under the Act, including review of the Complaints process. Discussions are taking place with the Cardiff Capital Region City Deal (CCRC) Regional Cabinet on the preferred delivery model and governance arrangements for the statutory Corporate Joint Committee (CJC) and this will be taken forward over the coming months. A task and finish group has been established to establish systems to enable the Council to embed and report on a culture of self-assessment, as required under the Act, and work is underway with directorates to ensure a consistent and thorough approach is in place. CMB have received a number of reports and have agreed a

			consistent approach to scoring and making judgements.
Financial Sustainability	F	<p>External funding to support additional pressures will be sought where possible from Welsh Government via the Hardship Fund. Earmarked reserves will be reviewed and maintained to support specific Covid-19 costs arising as a result of local decisions, in addition to provision to meet other unfunded pressures such as reductions in council tax income and additional costs of council</p> <p>Monthly claims have been made to the WG Hardship fund for additional Covid related expenditure since the start of the financial year, along with quarterly claims for loss of income. WG has announced that the Hardship Fund will continue until the end of the financial year. Most claims to date have been paid in full, with only minor amounts disallowed. The Council's Covid Recovery Fund continues to meet the costs of local decisions, such as free car parking, which are approved by Cabinet. Assumptions for future years' budgets will continue to be reviewed and amended to reflect the changing circumstances.</p>	<p>Monthly claims have been made to the WG Hardship fund for additional Covid related expenditure since the start of the financial year, along with quarterly claims for loss of income. WG announced that the Hardship Fund would continue until the end of the financial year, after which time Council would need to meet any additional costs from within their 2022-23 settlement. Most claims to date have been paid in full, with only minor amounts disallowed. The Council's Covid Recovery Fund continues to meet the costs of local decisions, such as free car parking, which are approved by Cabinet. This reserve, along with all other earmarked reserves are reviewed on a quarterly basis. Council received its Provisional Local Government Settlement in December 2022 and due to the significantly higher than anticipated increase in Aggregate External Finance, was able to make provision for a number of pressures going forward, including to meet any ongoing costs arising from the pandemic. WG has provided indicative all-Wales increases in funding for 2023-24 and 2024-25 to provide some level of certainty for local authorities going forward. However, the current economic circumstances, and unforeseen increases in inflation and other costs, will place further pressures on local authorities going forward</p>

			and this will need close monitoring during 2022-23.
Review of Financial Procedure Rules	F	Last updated in 2017, needs review and update to reflect current practices, especially with agile and home working arrangements.	The review of the Financial Procedure Rules is complete, following a thorough review by officers across the Council, and a report was taken to Council in November 2021 to approve the revised version and include them in the Council's Constitution.
Review of Code of Corporate Governance and associated schedule	A	Last updated in 2017, needs review to ensure it reflects current governance framework.	A review of the Code of Corporate Governance was undertaken in the second half of the financial year. Following an initial review it was determined that a more robust review would be undertaken, so this will now be completed in the new financial year.
To continue to support professional development	E	To assess skills needs as part of the finance restructure and support continuing professional development at all levels where considered necessary. Also to consider other training to both finance and non-finance staff, as well as Elected Members.	The finance restructure was implemented on 1 January 2022 and all vacant posts advertised and filled. Where a training need has been identified it has been provided through a combination of formal external training, plus in-house training. A plan for Members' training is in place for the 2022-23 financial year, which is to follow the Local Government Elections in May 2022. This includes Financial Awareness training and Treasury Management specific training, which will be supported by our Treasury Management Advisors.
Digital / management and control of ICT assets with new ways of working	A	Change control processes – including patch management for all devices and applications across the ICT landscape. Use of Configuration Management Database (CMDB) to store information about hardware and software assets. Independent Audit assessments reviewing the management of the ICT infrastructure inclusive of devices and software.	Processes are in place to ensure that any changes are implemented in a systematic approach for the management of all changes. Ensuring that no unnecessary changes are made, all changes are documented, with an aim that services are not unnecessarily disrupted and resources are used efficiently, providing the relevant levels of protection for the ICT infrastructure inclusive of devices and software. The

			Digital transformation Board meets bi-monthly and is developing a full programme of projects to improve the way we deliver services to citizens and drive efficiencies and enhance people's jobs.
Cyber Fraud	F	Staff procedures and guidance through IT security policies, e.g. Six Simple Rules, Data Protection training. Corporate blocks on online file storage. Port control and encryption of USB devices. Public Services Network / Certification accreditation.	Training in place alongside physical controls across the IT infrastructure with regards file storage and external USB devices. The ICT Service Unit are audited and accredited on an annual basis to comply with the Public Services Network Code of Connection (PSN CoCo). During the Coronavirus pandemic and the conflict in Ukraine the National Cyber Security Centre advise all government organisations to be on high alert to the threat of cyberattacks. BCBC ICT are progressing towards Cyber Essentials Plus certification to compliment the current PSN CoCo.
Impact on the Social care sector of the Covid-19 pandemic and the ending of the hardship funding to the sector	C	A market stability plan is in development to mitigate the impact on older people's care homes of the pandemic and ensure that there continues to be sufficiency of quantity and quality of provision in Bridgend.	Market Stability reporting is a specific regulatory requirement, which is being undertaken across the Cwm Taf Morgannwg region and coordinated by the regional commissioning unit. The Market Stability Report will be considered by the Health Board and Councils in Cwm Taf Morgannwg, including Bridgend County Borough Council, in July 2022.
GDPR issues with new ways of working	A	A Bridgend message was circulated in September 2020 on data protection and working from home. It provided guidance on issues such as communicating securely, keeping software up to date, ensuring no personal data is compromised, only using the Council's approved technology. The Council has strict ICT and Data Protection Act (DPA) policies and the Information Governance Board (with representation from	The Information Governance Board continues to meet quarterly and all staff and Members are required to undertake the mandatory DPA / UKGDPR e-learning module.

		each Directorate) continues to meet quarterly ensuring information security remains a top priority during this time. All staff and Elected Members are also required to undertake the mandatory DPA e-learning module.	
Workforce issues / wellbeing	E	Develop HR policies to support future working arrangements. Develop and implement additional actions to support a wellbeing culture across the organisation. Improve communications to help staff access information relating to Covid-19 and recovery.	<p>A new hybrid working policy is being developed and discussions are ongoing with trade union representatives. Meanwhile work is progressing on the practical arrangements to ensure that staff can book desks and meeting rooms for periods where they will need to work from an office location.</p> <p>Staff wellbeing remains a high priority and is featured in weekly staff messages, a corporate wellbeing group has been established and dedicated support has been provided in response to specific needs.</p>

Based on a review of the governance framework, and an assessment of compliance with the CIPFA Financial Management Code, the following significant issues identified in 2021-22 will be addressed in 2022-23 with the links to the [Governance Principles](#) on page 86:

Issue	Governance Principle	What the issue is	Proposed Actions to address issue
Self-Assessment	F	The Local Government and Elections (Wales) Act 2021 requires a local authority to demonstrate that it is keeping under review the extent to which it is fulfilling the 'performance requirements' of the Act, including consulting and reporting on performance annually.	The requirement to introduce a comprehensive 'self-assessment' of the Council's performance is progressing satisfactorily. The first Corporate Performance reporting and meeting of 2022/23, reflecting on quarter 4 performance of 2021/22, introduced self-assessment across all Directorates on Key question one, 'performance and outcomes'. It is anticipated that the process will evolve and continue to improve, additionally focussing on key question 2, 'use of resources', and also

			utilising the Annual Governance Statement to demonstrate effective reporting and assessment of governance. A series of workshops are planned in June and July 2022 to progress this, with the aim of reporting comprehensively on the Council's performance based on a process of consistent self-assessment, in September 2022.
Corporate Joint Committees (CJCs)	A	To ensure the Council's interests are safeguarded through the establishment of Corporate Joint Committees, which will assume responsibility for economic well-being, transport and strategic planning.	The interim arrangements to establish a Corporate Joint Committee [CJC] for these areas of service has been progressed by the Cardiff Capital Region and reported to Cabinet .
Financial Sustainability	F	The ongoing financial pressure from the pandemic, the exit from the European union and the current conflict in Ukraine, leading to unanticipated inflationary increases and a cost of living crisis for residents.	Assumptions for future years' budgets will continue to be reviewed and amended to reflect the changing circumstances. Earmarked reserves will be reviewed and maintained to support specific pressures. Benefits and support payments, such as council tax support, winter fuel payments and cost of living payments will be publicised widely and paid promptly.
Commissioned / Contracted Services	F	As a result of the economic challenges facing all sectors, through rising prices, supply chain issues and staffing issues there is a danger that our partners / commissioned services / contractors may not continue to be viable, which could disrupt services significantly and place additional pressure on the Council.	There is increasing evidence that both our existing contractors and those tendering for work are reflecting significantly increased costs in their submissions. The Council will need to respond to this proportionately and responsibly, recognising the very real pressures whilst managing the impact on the Council's contractual position and resources effectively, and at the same time ensuring that essential Council services are maintained. Additionally, the significant

			workforce issues impacting on our ability to recruit and retain staff in many parts of the Council are compromising our ability to deliver services effectively, and reducing our capacity and resilience. A whole series of initiatives are being implemented to help mitigate the impact and address the most acute issues.
Review of Code of Corporate Governance and associated schedule	A	Ensuring that the Code of Corporate Governance is kept up to date is crucial to ensure it is fit for purpose.	Last updated in 2017, needs review to ensure it reflects current governance framework. Work commenced on this during 2021-22 but this will be completed and ratified in 2022-23.
Member Development	E	There is likely to be a cohort of new Members following the Local Government Elections in May 2022, who will require significant investment in their development to enable them to undertake their roles in the most professional and informed manner.	The Member Induction Programme 2022-23 to support new and returning elected members was presented to Council on 9 February 2022. In addition to the ongoing Elected Members Learning and Development Programme, a Training Needs Analysis Questionnaire will be compiled and distributed during December 2022 – January 2023. All Members' responses will be analysed and, from this, the ongoing Programme will be developed and presented to the Democratic Services Committee.
Impact on the Social care sector of the Covid-19 pandemic and the ending of the hardship funding to the sector	C	The Covid-19 pandemic has had a significant impact on the Social Care sector. Short term hardship funding has helped to support the sector, but the ending of this funding will have an impact moving forward.	A market stability plan has been developed to ensure that there are clear plans to deliver sufficiency of quantity and quality of provision in Bridgend.
GDPR issues with new ways of working	A	Remote working demands a different security stance than working in centralised offices and the Council must ensure that it remains compliant with data protection laws.	As the Hybrid Policy is implemented additional guidance will be developed on issues such as communicating securely, keeping software updated, safeguarding personal data

			<p>and the need to use the Council's approved technology.</p> <p>The Council has strict ICT and Data Protection Act (DPA) policies and the Information Governance Board (with representation from each Directorate) continues to meet quarterly ensuring information security remains a top priority during this time.</p> <p>All staff and Elected Members are also required to undertake the mandatory DPA e-learning module.</p>
Hybrid Meetings	A	As we move towards a hybrid way of working, to ensure that proper governance arrangements are in place to support hybrid committee meetings.	A Multi-location Meetings Policy will be presented to Council for approval.

These issues will be monitored via a detailed action plan during 2022-23, with the responsible officer and deadline for implementation identified for each action and reported to Cabinet/Corporate Management Board and to the Governance and Audit Committee.

6 Assurance Statement

The Council reacted quickly to the Covid-19 pandemic to put in place controls to ensure that a record was maintained of decisions made to ensure that appropriate governance arrangements were in place. Given these arrangements no significant internal control or governance issues have arisen, and the Council continues to have in place appropriate internal control and governance arrangements.

Subject to the above issues being resolved, we can provide an overall reasonable assurance that Bridgend County Borough Council's governance arrangements remain fit for purpose.

Steps to address the matters referred to above will be taken to further enhance our governance arrangements.



Signed: _____ Date: 25 January 2023 _____
(Leader)



Signed: _____ Date: 25 January 2023 _____
(Chief Executive)

Glossary Of Terms

Accrual

An accrual is a sum shown in the accounts representing income or expenditure for the accounting period but which was not actually received or paid as at the date of the balance sheet.

Actuary

An actuary is a person who works out insurance and pension premiums, taking into account factors such as life expectancy.

Amortisation

Reduction in value of capital expenditure which has not created an asset, through charges to revenue.

Audit

An audit is an independent examination of the Council's accounts.

Balance Sheet

This is a statement of our assets, liabilities and other balances at the date of the end of the financial year, 31 March.

Budget

A budget (or estimate) is a plan of income and spending, based upon which council tax is set. Actual expenditure and income is subsequently monitored against this plan.

Capital expenditure

Capital expenditure is spending on fixed assets. These are assets that will be used for several years in the provision of services and are items such as buildings, equipment and vehicles.

Capital Adjustment Account

The Capital Adjustment Account absorbs the timing differences arising from the different arrangements for accounting for the consumption of non-current assets and for financing the acquisition, construction or enhancement of those assets under statutory provisions.

Capital receipt

Capital receipts are proceeds from the sale of fixed assets such as land or buildings.

Cash flow Statement

This is a statement that summarises the movements in cash during the year.

Comprehensive Income and Expenditure Statement

This account records day-to-day spending and income on items such as salaries and wages, running costs of services and the financing of capital expenditure.

Contingent liabilities

A Contingent Liability is a possible obligation that arises from past events and whose existence will be confirmed by the occurrence of uncertain future events.

Corporate and Democratic Core (CDC)

CDC is a service defined by the Best Value Accounting Code of Practice representing costs relating to Member activity (Democratic Representation and Management) and costs that provide the infrastructure to ensure that services can be provided (Corporate Management).

Creditor

A creditor is an organisation / someone owed money by the Council at the end of the financial year for goods / services received during the financial year or previous years.

Current assets

These are short-term assets that are available for the Council to use in the following accounting year.

Current liabilities

These are short-term liabilities that are due for payment by the Council in the following accounting year.

Debtor

A debtor is an organisation / someone who owed the Council money at the end of the financial year for goods / services received during the financial year or previous years.

Delegated schools balances

Under the Local Management of Schools provisions, any balances accrued at year end are delegated to individual schools. These funds are held outside of the Council's Council Fund balances.

Depreciation

Depreciation is the estimated loss in value of fixed assets that are presented in the Balance Sheet.

Earmarked reserves

These are reserves set aside for a specific purpose.

Escrow account

Escrow is a legal arrangement whereby money is delivered to a third party (called an escrow agent) to be held in trust pending a contingency or the fulfillment of a condition or conditions in a contract.

Expenditure and Funding Statement

This statement brings together local authority performance reported on the basis of expenditure measured under proper accounting practices with statutorily defined charges to the Council Fund.

Financial Year

This is the accounting period. For local authorities it starts on 1 April and finishes on 31 March of the following year.

Finance leases

Finance leases are used to finance purchases where the Council takes on most of the risks associated with owning the asset.

Government grants

Assistance by government and inter-government agencies and similar bodies, whether local, national or international, in form of cash or transfers of assets to a Council in return for past or future compliance with certain conditions relating to the activities of the Council.

International Financial Reporting Standard (IFRS)

Financial regulations to be followed as set by the Accounting Standards Board (ASB).

International Financial Reporting Standards Interpretations Committee (IFRICs)

The interpretative body of the International Accounting Standards Board (IASB) designed to help the IASB improve financial reporting through timely identification, discussion and resolution of financial reporting issues within the framework of IFRS.

Inventories

Inventories are raw materials purchased for day to day use. The value of these items that have not been used at the end of the financial year are shown as current assets in the balance sheet.

Leasing

This is a method of financing capital expenditure by paying the owner to use property or equipment for a number of years.

Liability

A liability is an amount payable at some time in the future.

Minimum Revenue Provision (MRP)

This is an amount that has been set aside to repay loans. This should be a prudent amount.

Movement in Reserves Statement (MIRS)

This statement shows the movement in the year on different reserves held by the Council.

National Non-Domestic Rates (NNDR)

The NNDR, or Business Rate, is the charge to occupiers of business premises. The money collected is paid to the Welsh Government and redistributed to individual authorities in proportion to their adult population.

Net Realisable Value

The selling price of an asset, reduced by the relevant (direct) cost of selling it.

Non Distributable Costs (NDC)

NDC is a category of costs defined by the Best Value Accounting Code of Practice and cannot be allocated to specific services. It represents:

- costs of unused I.T. facilities,
- costs of long term unused, unrealisable assets,
- certain pension fund costs

Open Market Value in Existing Use (OMVEU)

OMVEU is a basis for valuation of fixed assets.

Operating assets

These are assets used in the running / provision of services.

Operating leases

These are leases where risks of ownership of the asset remain with the owner.

Post balance sheet events

Post balance sheet items are those that arise after the Balance Sheet date. These are items that did not exist at the time the Balance Sheet was prepared but should be disclosed if they are relevant to the fair presentation of the accounts.

Precepts

This is the amount paid to a non-billing Council (for example a community council) so that it can cover its expenses (after allowing for its income).

Prior year adjustment

Those material adjustments applicable to prior years arising from changes in accounting policies or from the correction of material errors.

Provision

A provision is an amount we set aside in our accounts for expected liabilities which we cannot measure accurately.

Private Finance Initiative (PFI) – a central government initiative which aims to increase the levels of funding available for public services by attracting private sources of finance. The PFI is supported by a number of incentives to encourage authorities' participation.

Public Works Loan Board (PWLB)

This is a loan facility provided by the Government Debt Management Office (DMO), which provides longer term loans to local authorities.

Related party transactions

These are the transfer of assets or liabilities or the performance of services by, to or for a related party no matter whether a charge is made.

Revaluation Reserve

This represents the non-distributable increase/decrease in the valuation of fixed assets.

Revenue account

This is an account which records our day to day spending and income on items such as salaries and wages, running costs of services and the financing of capital expenditure.

Service Reporting Code of Practice (SeRCOP)

The Service Reporting Code of Practice provides a consistent framework for reporting local authority data. SeRCOP is reviewed annually by the appropriate regulating body to ensure that it develops in line with the needs of modern local government, Transparency, Best Value and public services reform.

Temporary borrowing or investment

This is money borrowed or invested for an initial period of less than one year.

Trust fund

Trust funds hold money on behalf of an individual or organisation. Trustees administer the funds for the owners.

Work in progress (WIP)

Work in progress is the value of work undertaken on an unfinished project at the end of the financial year, which has not yet been charged to the revenue account.

